



# Special Eurobarometer 449

Report

## Gender-based Violence

Fieldwork

June 2016

Publication

November 2016

Survey requested by the European Commission,  
Directorate-General for Justice and Consumers  
and co-ordinated by the Directorate-General for Communication

This document does not represent the point of view of the European Commission.  
The interpretations and opinions contained in it are solely those of the authors.

Special Eurobarometer 449 – Wave EB85.3 – TNS opinion & social

# Special Eurobarometer 449

## Report

### Gender-based violence

November 2016

Survey conducted by TNS opinion & social at the request of the European Commission,  
Directorate-General for Justice and Consumers

Survey co-ordinated by the European Commission, Directorate-General for Communication  
(DG COMM "Strategy, Corporate Communication Actions and Eurobarometer" Unit)

|                        |  |
|------------------------|--|
| Project number         | 2016.6680  |
| Project title          | Special Eurobarometer 449 - November 2016<br>“Gender-based violence”<br>Report |
| Linguistic version     | EN   |
| Catalogue number       | DS-01-16-901-EN-N  |
| ISBN                   | 978-92-79-62608-1<br>doi:10.2838/009088  |
| © European Union, 20xx |  |

<http://ec.europa.eu/COMFrontOffice/PublicOpinion>

## TABLE OF CONTENTS

|   |           |
|---|-----------|
| <b>INTRODUCTION</b>   | <b>3</b>  |
| <b>KEY FINDINGS</b>   | <b>6</b>  |
| <b>I. PERCEPTIONS OF DOMESTIC VIOLENCE</b>  | <b>8</b>  |
| <b>1 Perceived prevalence of domestic violence</b>  | <b>8</b>  |
| a. Against women  | 8         |
| b. Against men  | 13        |
| <b>2 Acceptability of domestic violence</b>   | <b>16</b> |
| a. Against women  | 16        |
| b. Against men  | 20        |
| <b>3 Personal awareness of domestic violence</b>  | <b>23</b> |
| a. Whether respondents spoke to someone about it  | 29        |
| b. Reasons for not speaking to someone  | 32        |
| <b>4 Awareness of support services for women</b>  | <b>34</b> |
| <b>5 Perceptions of domestic violence as a private matter</b>   | <b>36</b> |
| <b>II. PERCEPTIONS ABOUT THE APPROPRIATE LEGAL RESPONSE TO DIFFERENT FORMS OF GENDER-BASED VIOLENCE</b> | <b>39</b> |
| <b>1 Psychological violence against partners</b>  | <b>39</b> |
| a. Repeated degrading remarks   | 40        |
| b. Overly controlling partners  | 42        |
| <b>2 Sexual violence against partners</b>   | <b>44</b> |
| <b>3 Sexual harassment</b>  | <b>46</b> |
| a. Unwanted emails or messages  | 46        |
| b. Harassing women in the street  | 47        |
| c. Sexual harassment between colleagues   | 48        |
| <b>III. PERCEPTIONS ABOUT AND ATTITUDES TOWARDS GENDER-BASED VIOLENCE</b>                               | <b>50</b> |
| <b>1 Perceived prevalence of sexual harassment</b>  | <b>50</b> |
| <b>2 Where is violence against women more likely to occur</b>   | <b>53</b> |
| <b>3 Attitudes towards violence against women</b>   | <b>56</b> |
| a. Identity of sexual violence perpetrators   | 57        |
| b. Abuse or rape claims   | 58        |
| c. Victims' role  | 59        |
| <b>4 Whether circumstances ever justify sexual intercourse without consent</b>                          | <b>62</b> |
| <b>CONCLUSION</b>   | <b>67</b> |

## **ANNEXES**

**Technical specifications**

**Questionnaire**

**Tables**

## INTRODUCTION

Gender-based violence encompasses both violence directed towards a person on the basis of their gender, and violence that disproportionately affects persons of a particular gender. Gender-based violence can be physical, sexual or psychological, or a combination of two or more of these forms. It includes domestic violence, sexual harassment and violence, harmful practices and cyber-harassment. Gender-based violence happens in every country, across the full spectrum of society, and in a myriad of locations.

Although both men and women are victims of gender-based violence, the majority of victims are women. One in three women in the EU have experienced physical and/or sexual violence since the age of 15, while one in ten has experienced sexual harassment or stalking via new technologies.<sup>1</sup>

Gender-based violence is a violation of a person's fundamental rights, and is both a cause and consequence of gender inequality<sup>2</sup>. There can be no real gender equality when there is wide-scale gender based violence against women. It hinders women's active participation in the labour market, and society in general. There are thus profound economic impacts of such violence, with gender-based violence against women estimated to cost EUR 226 billion each year, with the total cost of gender-based violence estimated at EUR 259 billion each year<sup>3</sup>.

Gender equality is a core value of the European Union, and the EU has a long history of working to protect citizens against gender-based violence, including measures to support and protect victims of such crimes, as well as ensuring they have access to justice wherever they are in the EU<sup>4</sup>.

Most recently, in March 2016 the Commission proposed the signature and conclusion of the Council of Europe Convention on preventing and combating violence against women and domestic violence (Istanbul Convention), alongside Member States. This is the first European legally binding instrument to protect victims and punish perpetrators of violence against women, as well as implementing measures to prevent such violence in the first place<sup>5</sup>.

As part of its efforts to effectively combat gender-based violence, the European Commission works together with EU countries and other EU bodies to get more and better information, which will strengthen policy responses to the problem. In order to have a full picture of the issue, the EU has taken a three-pronged approach: collecting data recorded by the authorities (police, justice, health and support services), carrying out surveys on women's experiences of violence throughout their lifetimes<sup>6</sup> and conducting research into attitudes towards the phenomenon. In 2015, the European Commission instructed two experts to map surveys on attitudes towards violence against women across the EU.<sup>7</sup>

---

<sup>1</sup> <http://fra.europa.eu/en/publication/2014/vaw-survey-main-results>

<sup>2</sup> [http://ec.europa.eu/justice/gender-equality/gender-violence/index\\_en.htm](http://ec.europa.eu/justice/gender-equality/gender-violence/index_en.htm)

<sup>3</sup> <http://eige.europa.eu/sites/default/files/documents/MH0414745EN2.pdf>

<sup>4</sup> [http://ec.europa.eu/justice/gender-equality/gender-violence/protecting-victims-of-gender-violence/index\\_en.htm](http://ec.europa.eu/justice/gender-equality/gender-violence/protecting-victims-of-gender-violence/index_en.htm)

<sup>5</sup> [http://ec.europa.eu/justice/gender-equality/files/gender\\_based\\_violence/160308\\_factsheet\\_vaw\\_en.pdf](http://ec.europa.eu/justice/gender-equality/files/gender_based_violence/160308_factsheet_vaw_en.pdf)

<sup>6</sup> <http://fra.europa.eu/en/publication/2014/violence-against-women-eu-wide-survey-main-results-report>

<sup>7</sup> [http://ec.europa.eu/justice/gender-equality/files/documents/151125\\_attitudes\\_enege\\_report\\_en.pdf](http://ec.europa.eu/justice/gender-equality/files/documents/151125_attitudes_enege_report_en.pdf)

It is against this backdrop that the European Commission's Directorate-General for Justice and Consumers commissioned this survey to assess the perceptions of EU citizens about gender-based violence. The survey explores a number of areas:

- Perceptions of the prevalence of domestic violence;
- Personal knowledge of a victim of domestic violence, who people speak to, and the reasons people do not speak to anyone;
- Opinions about where violence against women is most likely to occur;
- Opinions about and attitudes towards gender-based violence, including whether any circumstances justify sexual intercourse without consent;
- Perceptions of the prevalence of sexual harassment;
- Whether a range of acts of gender-based violence are wrong and are, or should be, illegal.

Several of the questions in this survey were included in a 2010 Eurobarometer about violence against women<sup>8</sup>. Trend results from these questions will also be discussed in this report.

This survey was carried out by the TNS Opinion & Social network in the 28 Member States of the European Union between 4 and 13 June 2016. 27.818 EU citizens from different social and demographic categories were interviewed face-to-face at home and in their native language on behalf of the Directorate-General for Justice and Consumers (DG-JUST).

The report is structured as follows:

- An initial Key Findings section serves to summarise the headline findings of the overall report.
- Chapter I looks at general perceptions of domestic violence, in terms of perceived prevalence against both men and women. It also examines views of how acceptable such violence is or can be as well as personal awareness of both domestic violence and available support services. Finally the chapter looks at whether domestic violence is perceived as a "private matter".
- Chapter II focuses on citizens' views on the appropriate legal response to various forms of gender-based violence and looks at how these different types of violence are viewed in terms of whether they are wrong and are or should be against the law.
- Chapter III looks at prevalence of sexual harassment more widely and where violence against women is most likely to take place. Finally it examines the extent to which respondents agree or disagree with a series of statements relating to perceptions of sexual violence against women. It also presents a series of different situations to respondents and examines whether any of these can ever justify sexual intercourse without consent.
- Finally a conclusions chapter summarises the main finding of the report.

Relevant tables and additional information can be found in the annexes.

---

<sup>8</sup> [http://ec.europa.eu/public\\_opinion/archives/ebs/ebs\\_344\\_en.pdf](http://ec.europa.eu/public_opinion/archives/ebs/ebs_344_en.pdf)

The methodology used is that of Eurobarometer surveys as carried out by the Directorate-General for Communication (“Strategy, Corporate Communication Actions and Eurobarometer” Unit). A technical note on the manner in which the interviews were conducted by the institutes within the TNS Opinion & Social network is appended as an annex to this report. Also included are the interview methods and the confidence intervals.

**Note:** In this report, countries are referred to by their official abbreviation. The abbreviations used in this report correspond to:

|  |      |                 |      |
|--|------|-----------------|------|
| Belgium  | BE   | Latvia          | LV   |
| Bulgaria   | BG   | Luxembourg      | LU   |
| Czech Republic   | CZ   | Hungary         | HU   |
| Denmark  | DK   | Malta           | MT   |
| Germany  | DE   | The Netherlands | NL   |
| Estonia  | EE   | Austria         | AT   |
| Greece   | EL   | Poland          | PL   |
| Spain  | ES   | Portugal        | PT   |
| France   | FR   | Romania         | RO   |
| Croatia  | HR   | Slovenia        | SI   |
| Ireland  | IE   | Slovakia        | SK   |
| Italy  | IT   | Finland         | FI   |
| Republic of Cyprus   | CY * | Sweden          | SE   |
| Lithuania  | LT   | United Kingdom  | UK   |
| European Union – weighted average for the 28 Member States |      |                 | EU28 |

\* Cyprus as a whole is one of the 28 European Union Member States. However, the ‘acquis communautaire’ has been suspended in the part of the country which is not controlled by the government of the Republic of Cyprus. For practical reasons, only the interviews carried out in the part of the country controlled by the government of the Republic of Cyprus are included in the ‘CY’ category and in the EU28 average.

*We wish to thank the people throughout the European Union*

*who have given their time to take part in this survey.*

*Without their active participation, this study would not have been possible.*



## KEY FINDINGS

### **Almost all respondents say domestic violence is unacceptable, while domestic violence is perceived to be more common against women than men**

- Almost three quarters of respondents think domestic violence against women is common in their country (74%). At least half in every Member State think this way.
- Almost three in ten say domestic violence against men is common in their country (29%), but this masks a wide range of results across Member States, from 61% in the UK to 8% in Bulgaria.
- Women are more likely than men to say domestic violence against either gender is common.
- Almost all respondents (96%) say domestic violence against women is unacceptable, although 12% do not think it should always be punished by law.
- More than nine in ten (94%) also say domestic violence against men is unacceptable, with 14% of the opinion it should not always be punished by law.
- Around one in six (15%) respondents across the EU consider domestic violence to be a private matter that should be handled within the family. Respondents in Eastern areas of the EU are generally the most likely to agree with this view.

### **The majority of those who know a victim of domestic violence have spoken about it, but rarely to health or support services or the police**

- Across the EU almost one quarter (24%) of respondents know of a friend or family member who has been a victim of domestic violence, while 18% know of someone in their immediate area or neighbourhood and 10% know of someone where they work or study. The victims are most likely to be women in all three cases and across all Member States.
- Just over seven out of ten (71%) respondents who know a victim have spoken with someone about it – most likely with friend or family member (39%) or with the people involved (33%), while 12% spoke to the police.
- Respondents are most likely to not have talked about a victim of domestic violence because it was none of their business (26%), followed by a lack of proof (18%), not wanting to create trouble, or the circumstances not being clear enough (both 16%).
- Almost three quarters (74%) are aware of support services available to women who are victims of domestic violence, with large variations between individual Member States. Respondents in Eastern areas of the EU are generally the least likely to have heard of them.

**At least nine out of ten consider a range of psychological and physical forms of gender-based violence to be wrong, but opinions about whether they should be against the law are more varied.**

- Respondents are most likely to say repeatedly criticising a partner to make them feel inferior should not be illegal (44%), while 41% say this about making sexually suggestive comments or “jokes” to a woman in the street.
- Meanwhile less than one in five (18%) say touching a colleague in an unwanted or inappropriate way, or overly controlling a partner should not be illegal, while 16% say this about sending unwanted sexually explicit emails or messages.
- One in ten respondents (11%) say forcing a partner to have sex should not be against the law and 49% say that this is already illegal.
- The majority of respondents in each country think each of these behaviours are wrong, and either are already against the law, or should be so.
- Women are more likely than men to say the psychological violence and sexual harassment scenarios should be against the law. There is no difference for the act of sexual violence.

**Seven out of ten think sexual harassment of women is common in their country, and that violence against women is most likely to occur at home**

- Although 70% think sexual harassment of women is common in their country, this masks a wide range of opinion across Member States – from 89% in Italy to 32% in Estonia.
- Women are more likely to say this is common, compared to men, and this pattern occurs across all demographic groups.
- More than eight in ten say violence against women is most likely to occur at home (86%) while 19% say in public places or online, and 17% mention the workplace.
- Almost one third (31%) agree women are more likely to be raped by a stranger than someone they know, with respondents in Eastern areas of the EU the most likely to agree.

**About one in five respondents hold victim-blaming views, agreeing that women make up or exaggerate claims and that violence against women is often provoked by the victim**

- More than one in five (22%) agree women often make up or exaggerate claims of abuse or rape, with proportions varying from 47% in Malta to 8% in Sweden.
- Almost one in five (17%) agree violence against women is often provoked by the victim, with respondents in Eastern areas of the EU the most likely to agree.

**More than one in four respondents think sexual intercourse without consent can be justifiable**

- Overall, 27% say sexual intercourse without consent may be justified in at least one of the situations proposed. Respondents are most likely to say this about being drunk or on drugs (12%), voluntarily going home with someone (11%), wearing revealing, provocative or sexy clothing or not clearly saying no or physically fighting back (both 10%).
- Respondents in Romania and Hungary are consistently amongst the most likely to say each situation may be a justification for sex without consent, while those in Sweden and Spain are consistently amongst the least likely to say so.

## I. PERCEPTIONS OF DOMESTIC VIOLENCE

This first section of the report explores domestic violence. Perceptions about the prevalence of domestic violence against women and men are discussed, as well as whether domestic violence is considered acceptable. Agreement with the idea that domestic violence is a private matter that should be handled within the family will also be reviewed. The proportion of respondents who know victims of domestic violence will be considered, as well as to whom they had spoken about it or why not if they had not. Respondents' awareness of services available to domestic violence victims will also be discussed.

### 1 Perceived prevalence of domestic violence

#### **- Domestic violence against women is perceived to be much more common than domestic violence against men –**

##### a. Against women

#### **- Almost three quarters consider domestic violence against women to be common in their country –**

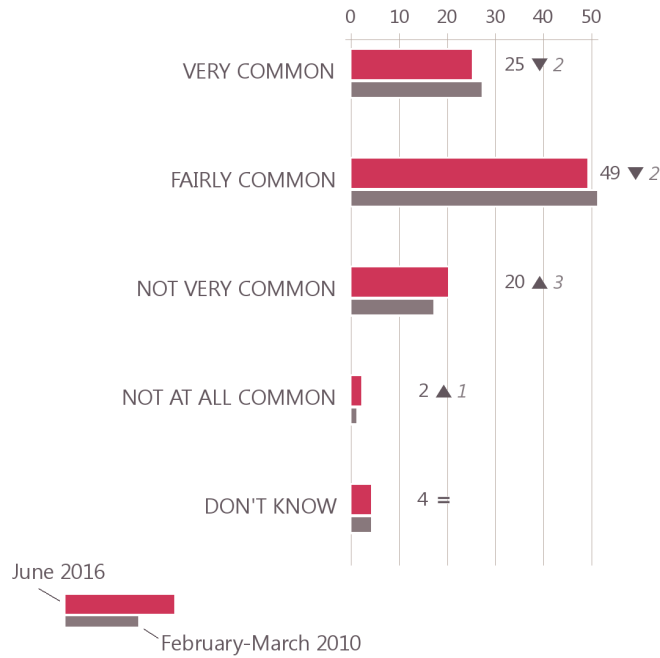
The majority of respondents think domestic violence against women is common in their country (74%)<sup>9</sup>. One quarter say it is very common (25%), with a further 49% saying it is fairly common. Overall 22% say it is not common: 20% are of the opinion it is not very common, while 2% say it is not common at all.

---

<sup>9</sup> QB1 In general, how common do you think that domestic violence against women is in (OUR COUNTRY)? Very common; Fairly common; Not very common; Not at all common; Don't Know.

Compared to 2010, respondents are now slightly less likely to say domestic violence against women is common (-4 percentage points), and more likely to say it is uncommon (+4 pp).

**QB1** In general, how common do you think that domestic violence against women is in (OUR COUNTRY)?  
(% - EU)



Base: All respondents (n=27.818).

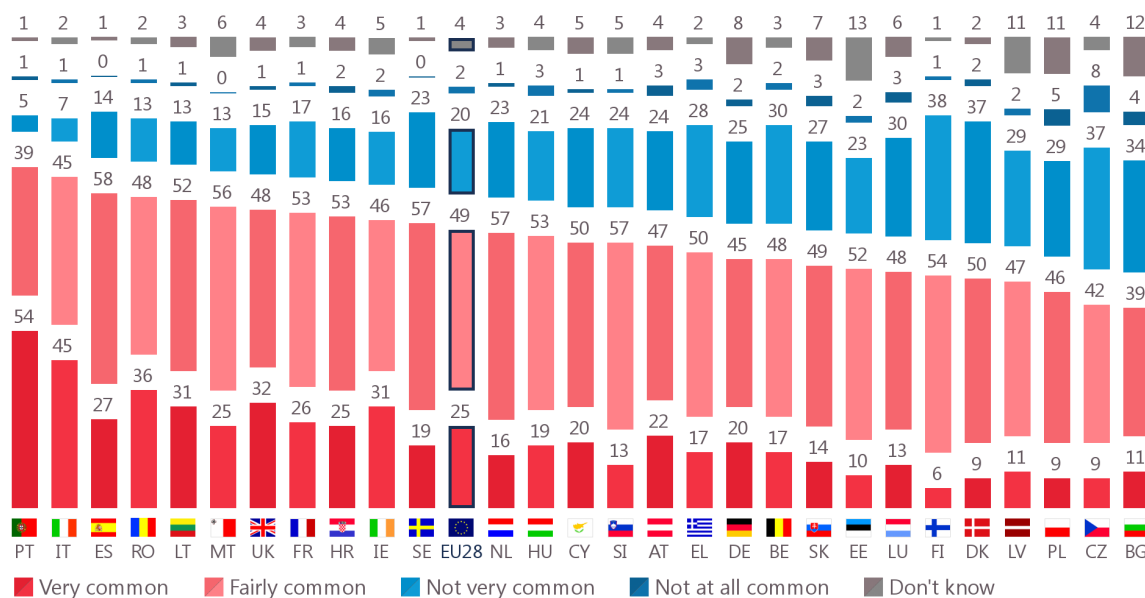
At least half of the respondents in each Member State say domestic violence against women is common in their country, with proportions ranging from 93% in Portugal and 90% in Italy to 50% in Bulgaria and 51% in the Czech Republic.

Looking at the results in more detail shows Portugal is the only country where at least half say domestic violence against women is very common (54%), followed by 45% of respondents in Italy and 36% of those in Romania. In contrast, just 6% of respondents in Finland and 9% in Denmark, Poland and the Czech Republic say the same.

In 14 Member States, at least half say domestic violence against women is fairly common – most notably respondents in Spain (58%), Sweden, the Netherlands and Slovenia (all 57%). This compares to 39% of respondents in Bulgaria who say the same.

Respondents in Finland (38%), Denmark and the Czech Republic (both 37%) are the most likely to say this kind of violence against women is not very common, while the Czech Republic is the only country where at least one in twenty say it is not common at all (8%).

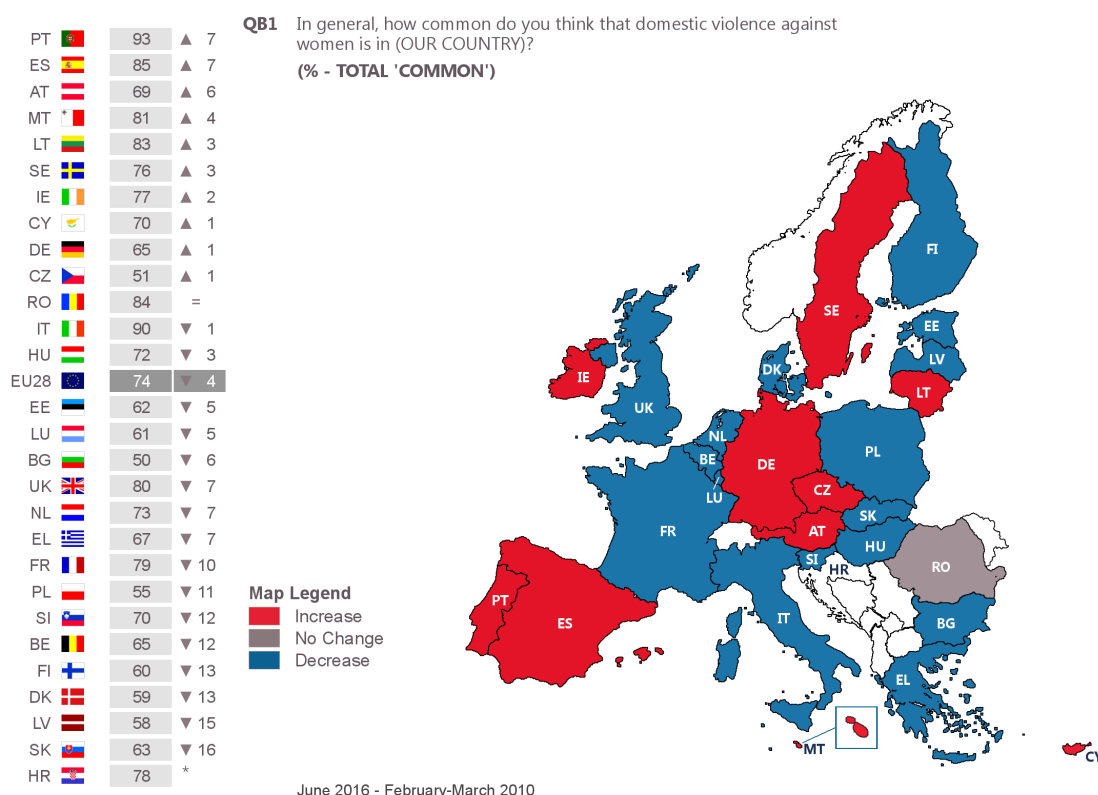
**QB1** In general, how common do you think that domestic violence against women is in (OUR COUNTRY)? (%)



Base: All respondents (n=27.818). Countries ranked in order of the combined proportion saying very or fairly common.

The map below illustrates the change in opinion since the last survey in 2010. Across the EU there has been a four percentage point decrease in the proportion who say domestic violence against women is common in their country, but much larger decreases in this view are observed amongst respondents in Slovakia (-16 pp), Latvia (-15 pp), Denmark and Finland (both -13 pp).

On the other hand, in 10 Member States respondents are now more likely to say domestic violence against women is common, with the largest increases observed amongst those in Portugal, Spain (both +7 pp) and Austria (+6 pp).



Base: All respondents (n=27.818).  
\* Croatia was not covered in 2010.

The sociodemographic analysis shows that women are much more likely to say domestic violence against women is common in their country (81% vs. 68% of men).








A more detailed analysis shows that in every age group, women are more likely than men to say domestic violence is common - sometimes by a considerable margin. For example, 62% of men aged 15-24 say this violence is common, compared to 78% of women in the same age group.

Amongst women, there is little difference across age groups in the proportions who think domestic violence against women is common in their country. For men, however, those aged 15-24 are less likely than those older to say domestic violence against women is common (62% vs. 67%-70%).

Respondents living in single households with children are the most likely to say domestic violence against women is common (81% vs. 73%-75%).

By occupation, housepersons are more likely to think that domestic violence against women is common than self-employed and white-collar workers (83% vs. 73%).

QB1 In general, how common do you think that domestic violence against women is in (OUR COUNTRY)?

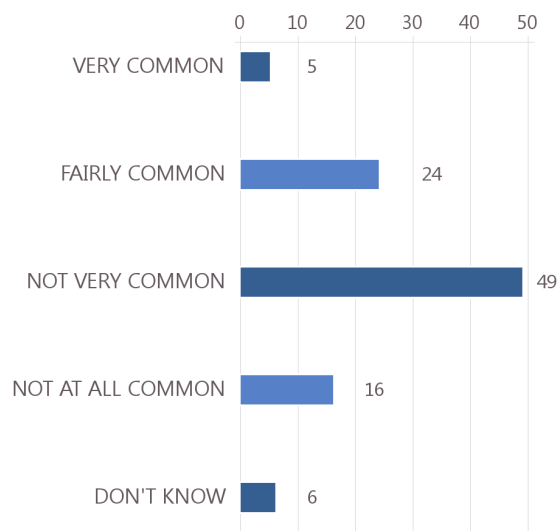
|  | Total<br>'Common' | Total<br>'Not common' | Don't know |
|--|-------------------|-----------------------|------------|
| EU28   | 74                | 22                    | 4          |
|  <b>Gender</b>                        |                   |                       |            |
| Man  | 68                | 27                    | 5          |
| Woman  | 81                | 15                    | 4          |
|  <b>Female by age</b>                 |                   |                       |            |
| 15-24  | 78                | 20                    | 2          |
| 25-39  | 82                | 15                    | 3          |
| 40-54  | 83                | 13                    | 4          |
| 55 +   | 80                | 15                    | 5          |
|  <b>Male by age</b>                   |                   |                       |            |
| 15-24  | 62                | 34                    | 4          |
| 25-39  | 67                | 28                    | 5          |
| 40-54  | 68                | 27                    | 5          |
| 55 +   | 70                | 24                    | 6          |
|  <b>Education (End of)</b>          |                   |                       |            |
| 15-  | 78                | 17                    | 5          |
| 16-19  | 75                | 20                    | 5          |
| 20+  | 73                | 23                    | 4          |
| Still studying   | 68                | 29                    | 3          |
|  <b>Socio-professional category</b> |                   |                       |            |
| Self-employed  | 73                | 24                    | 3          |
| Managers   | 73                | 23                    | 4          |
| Other white collars  | 73                | 24                    | 3          |
| Manual workers   | 74                | 21                    | 5          |
| House persons  | 83                | 14                    | 3          |
| Unemployed   | 79                | 17                    | 4          |
| Retired  | 75                | 19                    | 6          |
| Students   | 68                | 29                    | 3          |
|  <b>Household situation</b>         |                   |                       |            |
| Single Household without children  | 74                | 22                    | 4          |
| Single Household with children   | 81                | 15                    | 4          |
| Multiple Household without children  | 73                | 22                    | 5          |
| Household with children  | 75                | 21                    | 4          |
|  <b>Difficulties paying bills</b>   |                   |                       |            |
| Most of the time   | 78                | 19                    | 3          |
| From time to time  | 78                | 18                    | 4          |
| Almost never/ Never  | 73                | 23                    | 4          |

## b. Against men

### - Almost three in ten say domestic violence against men is common in their country -

Although the majority of respondents say domestic violence against women is common in their country, far fewer say this about domestic violence against men (29%)<sup>10</sup>. Just 5% say it is very common, while 24% say it is fairly common. The majority (65%) say domestic violence against men is not common: 49% say it is not very common, while 16% say it is not common at all.

**QB2** In general, how common do you think domestic violence against men is in (OUR COUNTRY)?  
(% - EU)



Base: All respondents (n=27.818)

<sup>10</sup> QB2 In general, how common do you think that domestic violence against men is in (OUR COUNTRY)? Very common; Fairly common; Not very common; Not at all common; Don't Know.



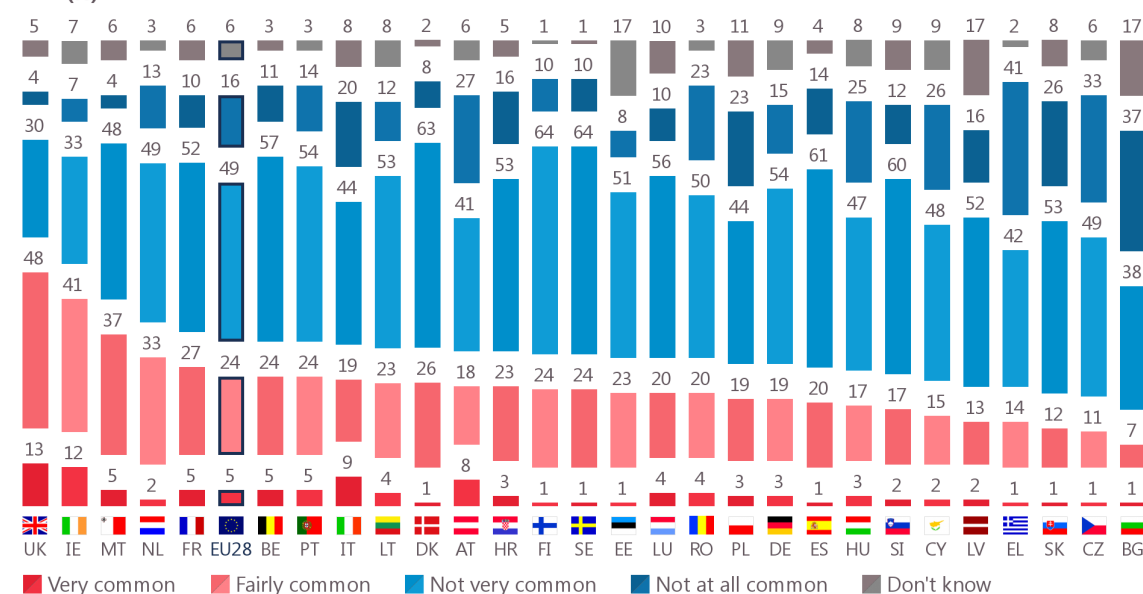
The UK and Ireland are the only countries where at least half say domestic violence against men is common in their country (61% and 53% respectively). This is a large contrast with the 8% of respondents in Bulgaria, 12% in the Czech Republic and 13% in Slovakia who say the same.

The UK (13%) and Ireland (12%) are the only countries where at one in ten say this kind of violence against men is very common, and they are also the only countries where at least four in ten say it is fairly common (48% and 41% respectively). At least one third of respondents in Malta (37%) and the Netherlands (33%) also say this kind of violence against men is fairly common. At the other end of the scale, just 7% in Bulgaria think domestic violence against men is fairly common.

Respondents in Finland, Sweden (both 64%), Denmark (63%), Spain (61%) and Slovenia (60%) are the most likely to say domestic violence against men is not very common in their country, while those in Greece (41%), Bulgaria (37%) and the Czech Republic (33%) are the most likely to say it is not at all common.

It is interesting to note that respondents in Bulgaria, the Czech Republic and Latvia are amongst the least likely to say domestic violence against either women or men is common in their country.

**QB2** In general, how common do you think domestic violence against men is in (OUR COUNTRY)? (%)



Base: All respondents (n=27.818). Countries ranked in order of the combined proportion saying very or fairly common.

The sociodemographic analysis shows women are slightly more likely to say domestic violence against men is common in their country (32% vs. 26% of men). As was the case for domestic violence against women, females in each age group are more likely than their male counterparts to say domestic violence against men is common in their country. For example, 36% of women aged 25-39 say it is common, compared to 28% of men in the same age group.





Women aged 55+ are less likely to say domestic violence against men is common, compared to younger age groups (29% vs. 32%-36%). There are no notable differences between men in different age groups.

Respondents living in single households with children are the most likely to say domestic violence against men is common (35% vs. 28%-30%).

Turning to the attitudinal variables, respondents who think domestic violence against women is common in their country are much more likely to say it is also common against men, compared to those who say this kind of violence against women is uncommon (38% vs. 5%).

Respondents who think domestic violence against women – or men – is acceptable are more likely to say domestic violence against men is common. For instance, respondents who think domestic violence against women is acceptable are much more likely to say domestic violence against men is common, compared to those who say it is not acceptable (51% vs. 29%).<sup>11</sup> It is worth noting this pattern does not occur when considering how common domestic violence against women is: in that case there are no notable differences in proportions based on whether a respondent thinks domestic violence is acceptable or not.

**QB2** In general, how common do you think domestic violence against men is in (OUR COUNTRY)?

|  | Total<br>'Common' | Total<br>'Not common' | Don't know |
|--|-------------------|-----------------------|------------|
| EU28   | 29                | 65                    | 6          |
|  <b>Gender</b>              |                   |                       |            |
| Man  | 26                | 67                    | 7          |
| Woman  | 32                | 62                    | 6          |
|  <b>Female by age</b>       |                   |                       |            |
| 15-24  | 34                | 64                    | 2          |
| 25-39  | 36                | 60                    | 4          |
| 40-54  | 32                | 63                    | 5          |
| 55 +   | 29                | 62                    | 9          |
|  <b>Male by age</b>         |                   |                       |            |
| 15-24  | 24                | 71                    | 5          |
| 25-39  | 28                | 67                    | 5          |
| 40-54  | 27                | 68                    | 5          |
| 55 +   | 26                | 65                    | 9          |
|  <b>Household situation</b> |                   |                       |            |
| Single Household without children  | 30                | 63                    | 7          |
| Single Household with children   | 35                | 59                    | 6          |
| Multiple Household without children  | 28                | 65                    | 7          |
| Household with children  | 29                | 66                    | 5          |
| <b>Is domestic violence against women common?</b>  |                   |                       |            |
| Yes  | 38                | 58                    | 4          |
| No   | 5                 | 93                    | 2          |
| <b>Is domestic violence against women acceptable?</b>  |                   |                       |            |
| Yes  | 51                | 45                    | 4          |
| No   | 29                | 65                    | 6          |
| <b>Is domestic violence against men acceptable?</b>  |                   |                       |            |
| Yes  | 40                | 57                    | 3          |
| No   | 29                | 65                    | 6          |

<sup>11</sup> For a full discussion of these results, see the next section.

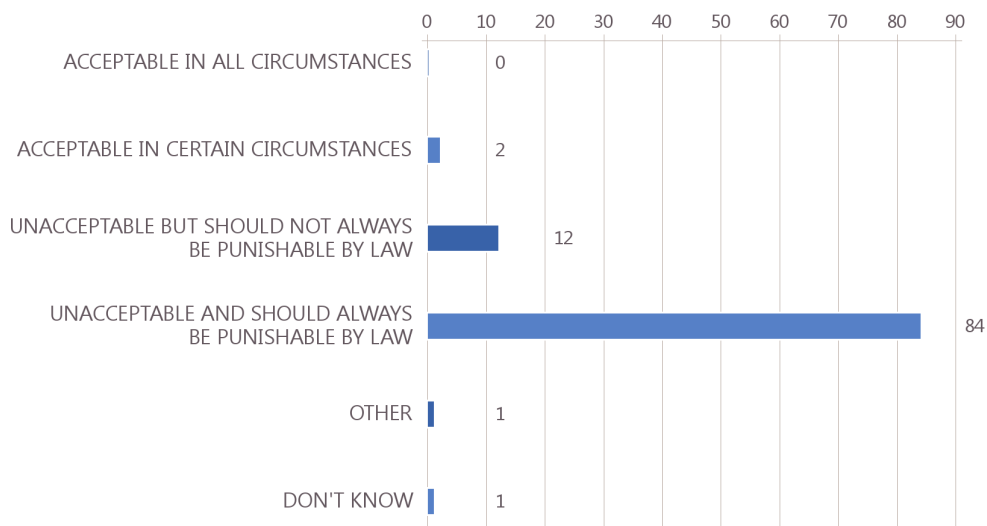
## 2 Acceptability of domestic violence

### - Almost all respondents say domestic violence against women or men is unacceptable -

#### a. Against women

Almost all respondents (96%) say domestic violence against women is unacceptable, with just 2% saying it is acceptable in certain circumstances<sup>12</sup>. The large majority (84%) say it is unacceptable and should always be punished by law, while 12% say that it is unacceptable but should not always be punished by law. There has been almost no change since the last survey in 2010.

**QB3** In your opinion, domestic violence against women is...  
(% - EU)



Base: All respondents (n=27.818).

The country table illustrates that in every EU country only a small proportion (7% or less) of the respondents think **domestic violence against women is acceptable**, with little or no changes since 2010. No more than one percent of respondents in any country say domestic violence against women is **acceptable in all circumstances**, while Poland (6%) and Slovakia (5%) are the only countries where at least one in twenty says it is **acceptable in certain circumstances**.

Respondents in Latvia (30%), Slovakia (23%) and the Netherlands (22%) are the most likely to say domestic violence against women is **unacceptable but should not always be punishable by law**. Since 2010, the proportion holding this opinion has increased amongst respondents in Lithuania (+10 pp), and decreased in Finland (-13 pp) and Luxembourg (-11 pp). In 19 EU countries there were little or no changes at all in the proportion of respondents who hold this opinion, while there is no trend data for Croatia.

<sup>12</sup> QB3 In your opinion, domestic violence against women is...: Acceptable in all circumstances; Acceptable in certain circumstances; Unacceptable but should not always be punishable by law; Unacceptable and should always be punishable by law; Other; Don't Know.

More than six in ten respondents in each Member State say domestic violence against women is **unacceptable and should always be punishable by law**. More than nine in ten respondents in Portugal (96%), Sweden and Spain (both 94%) say this, as do 64% in Latvia and 67% in Slovakia, where the proportion of respondents with this opinion is the lowest.

Compared to 2010, respondents in Finland (+13 percentage points), Luxembourg (+11 pp) and Portugal (+8 pp) are now more likely to say domestic violence against women is **unacceptable and should always be punishable by law**. In contrast, those in Lithuania (-11 pp), Slovakia (-8 pp) and Germany (-6 pp) are now less likely to do so.

**QB3** In your opinion, domestic violence against women is...  
(%)

|      |  | Acceptable in all circumstances |     | Acceptable in certain circumstances |     | Unacceptable but should not always be punishable by law |      | Unacceptable and should always be punishable by law |      | Other                     |     | Don't know                |
|------|--|---------------------------------|-----|-------------------------------------|-----|---|------|---|------|---------------------------|-----|---------------------------|
|      |  | June 2016 - Feb.-Mar.2010       |     | June 2016 - Feb.-Mar.2010           |     | June 2016 - Feb.-Mar.2010                               |      | June 2016 - Feb.-Mar.2010                           |      | June 2016 - Feb.-Mar.2010 |     | June 2016 - Feb.-Mar.2010 |
| EU28 |  | 0                               | ▼ 1 | 2                                   | =   | 12  | =    | 84  | =    | 1                         | ▲ 1 | 1                         |
| FI   |  | 0                               | =   | 1                                   | =   | 19  | ▼ 13 | 80  | ▲ 13 | 0                         | =   | 0                         |
| LU   |  | 0                               | =   | 2                                   | =   | 11  | ▼ 11 | 86  | ▲ 11 | 1                         | ▲ 1 | 0                         |
| PT   |  | 0                               | ▼ 2 | 2                                   | ▼ 1 | 2   | ▼ 5  | 96  | ▲ 8  | 0                         | =   | 0                         |
| DK   |  | 1                               | ▲ 1 | 0                                   | =   | 11  | ▼ 7  | 88  | ▲ 7  | 0                         | =   | 0                         |
| CZ   |  | 0                               | ▼ 1 | 2                                   | ▼ 1 | 10  | ▼ 6  | 87  | ▲ 7  | 0                         | =   | 1                         |
| IE   |  | 0                               | ▼ 1 | 1                                   | =   | 8   | ▼ 2  | 89  | ▲ 6  | 1                         | ▲ 1 | 1                         |
| RO   |  | 1                               | ▼ 1 | 4                                   | =   | 19  | ▼ 2  | 74  | ▲ 6  | 1                         | ▲ 1 | 1                         |
| SE   |  | 0                               | ▼ 1 | 0                                   | =   | 6   | ▼ 4  | 94  | ▲ 5  | 0                         | =   | 0                         |
| EE   |  | 0                               | =   | 1                                   | ▼ 2 | 18  | ▼ 4  | 78  | ▲ 5  | 1                         | ▲ 1 | 2                         |
| BE   |  | 1                               | =   | 2                                   | ▼ 3 | 20  | ▼ 2  | 77  | ▲ 5  | 0                         | =   | 0                         |
| FR   |  | 0                               | =   | 1                                   | =   | 10  | ▼ 4  | 88  | ▲ 4  | 0                         | =   | 1                         |
| ES   |  | 0                               | ▼ 1 | 1                                   | ▼ 1 | 4   | ▼ 2  | 94  | ▲ 3  | 0                         | =   | 1                         |
| SI   |  | 0                               | =   | 2                                   | =   | 10  | ▼ 3  | 87  | ▲ 3  | 1                         | ▲ 1 | 0                         |
| IT   |  | 1                               | ▼ 2 | 3                                   | ▲ 1 | 7   | =    | 88  | ▲ 1  | 0                         | =   | 1                         |
| CY   |  | 0                               | ▼ 1 | 1                                   | ▲ 1 | 10  | ▲ 3  | 87  | ▼ 2  | 1                         | ▲ 1 | 1                         |
| UK   |  | 0                               | =   | 2                                   | ▲ 1 | 13  | ▲ 1  | 83  | ▼ 2  | 1                         | ▲ 1 | 1                         |
| MT   |  | 1                               | =   | 0                                   | ▼ 1 | 17  | ▲ 5  | 82  | ▼ 2  | 0                         | =   | 0                         |
| HU   |  | 0                               | =   | 3                                   | =   | 15  | ▲ 1  | 81  | ▼ 2  | 0                         | =   | 1                         |
| LV   |  | 0                               | =   | 2                                   | ▼ 2 | 30  | ▲ 1  | 64  | ▼ 2  | 1                         | ▲ 1 | 3                         |
| BG   |  | 0                               | ▼ 1 | 2                                   | ▲ 1 | 13  | ▲ 5  | 80  | ▼ 3  | 1                         | ▲ 1 | 4                         |
| EL   |  | 0                               | ▼ 2 | 2                                   | ▲ 2 | 9   | ▲ 4  | 89  | ▼ 4  | 0                         | =   | 0                         |
| AT   |  | 1                               | =   | 3                                   | =   | 19  | ▲ 3  | 75  | ▼ 4  | 1                         | ▲ 1 | 1                         |
| NL   |  | 0                               | =   | 1                                   | =   | 22  | ▲ 4  | 76  | ▼ 5  | 1                         | ▲ 1 | 0                         |
| PL   |  | 1                               | =   | 6                                   | ▲ 3 | 16  | ▲ 1  | 75  | ▼ 5  | 0                         | =   | 2                         |
| DE   |  | 0                               | =   | 1                                   | =   | 16  | ▲ 4  | 80  | ▼ 6  | 1                         | ▲ 1 | 2                         |
| SK   |  | 0                               | ▼ 2 | 5                                   | ▲ 2 | 23  | ▲ 3  | 67  | ▼ 8  | 1                         | ▲ 1 | 4                         |
| LT   |  | 0                               | =   | 2                                   | ▼ 1 | 17  | ▲ 10 | 78  | ▼ 11 | 1                         | ▲ 1 | 2                         |
| HR   |  | 1                               | NA* | 3                                   | NA* | 13  | NA*  | 82  | NA*  | 1                         | NA* | 0                         |

Base: All respondents (n=27.818).

Countries ranked by change in "Unacceptable and should always be punishable by law".

\*Croatia was not covered in 2010.

Given the high level of agreement that domestic violence against women is unacceptable, it is not surprising that the sociodemographic analysis shows general agreement in the proportions who think this behaviour is unacceptable. There are, however, some variations based on views about its legality.

Women are slightly more likely to say domestic violence against women is unacceptable and should always be punished by law, compared to men (86% vs. 81%).




Men aged 15-24 are less likely to say domestic violence against women is unacceptable and should always be punished by law than women the same age (81% vs. 91%), and are slightly more likely than their female counterparts to say this behaviour is unacceptable, but should not always be punished by law (14% vs. 8%).

The older the woman, the less likely they are to say domestic violence against women is unacceptable and should always be punishable by law: 84% of the oldest female respondents say this, compared to 91% of those aged 15-24. There are no notable differences between men of different age groups.

In addition, respondents who say domestic violence against women is common are more likely to say it is unacceptable and should always be punishable by law, compared to those who say that domestic violence against women is not common (86% vs. 78%). Those who say domestic violence against women is not common are more likely to say it is unacceptable but should not always be punishable by law (18% vs. 11% who say it is common).

Finally, respondents who say domestic violence against men is acceptable are much more likely to also say it is acceptable against women (51% vs. 1% who say this violence against men is unacceptable.)

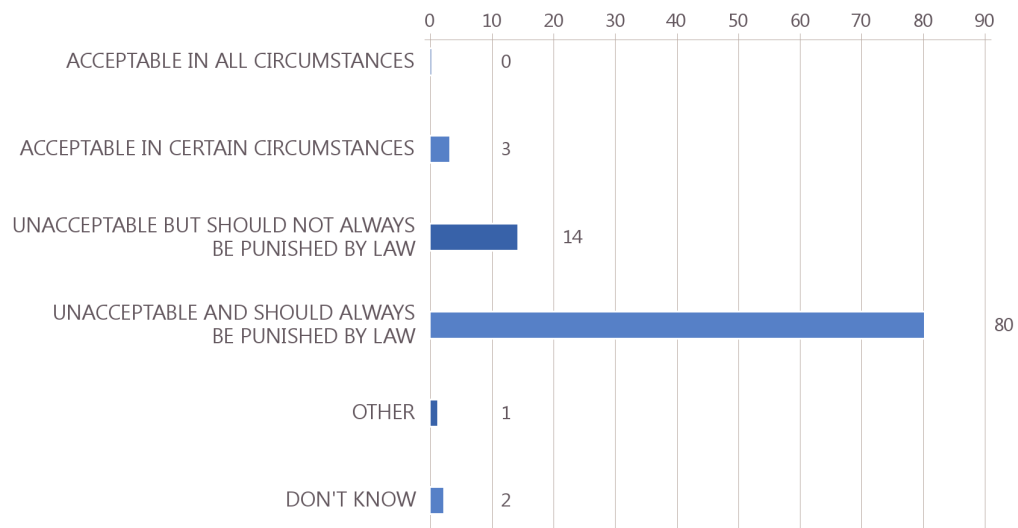
QB3 In your opinion, domestic violence against women is...  
(% - EU)

|   | Acceptable in all circumstances | Acceptable in certain circumstances | Unacceptable but should not always be punishable by law | Unacceptable and should always be punishable by law | Other | Don't know |
|---|---------------------------------|-------------------------------------|---|---|-------|------------|
| EU28  | 0                               | 2                                   | 12  | 84  | 1     | 1          |
|  Gender        |                                 |                                     |   |   |       |            |
| Man   | 0                               | 3                                   | 14  | 81  | 1     | 1          |
| Woman   | 0                               | 2                                   | 11  | 86  | 0     | 1          |
|  Female by age |                                 |                                     |   |   |       |            |
| 15-24   | 0                               | 1                                   | 8   | 91  | 0     | 0          |
| 25-39   | 1                               | 1                                   | 10  | 87  | 0     | 1          |
| 40-54   | 0                               | 1                                   | 11  | 86  | 1     | 1          |
| 55 +  | 1                               | 2                                   | 12  | 84  | 0     | 1          |
|  Male by age   |                                 |                                     |   |   |       |            |
| 15-24   | 0                               | 3                                   | 14  | 81  | 1     | 1          |
| 25-39   | 1                               | 2                                   | 13  | 82  | 1     | 1          |
| 40-54   | 0                               | 3                                   | 13  | 82  | 1     | 1          |
| 55 +  | 0                               | 2                                   | 16  | 80  | 1     | 1          |
| <b>Is domestic violence against women common?</b>   |                                 |                                     |   |   |       |            |
| Yes   | 0                               | 2                                   | 11  | 86  | 1     | 0          |
| No  | 0                               | 2                                   | 18  | 78  | 1     | 1          |
| <b>Is domestic violence against men common?</b>   |                                 |                                     |   |   |       |            |
| Yes   | 1                               | 3                                   | 12  | 83  | 1     | 0          |
| No  | 0                               | 1                                   | 12  | 85  | 1     | 1          |
| <b>Is domestic violence against men acceptable?</b>   |                                 |                                     |   |   |       |            |
| Yes   | 9                               | 42                                  | 16  | 32  | 0     | 1          |
| No  | 0                               | 1                                   | 12  | 87  | 0     | 0          |

## b. Against men

Almost all respondents (94%) also say domestic violence against men is unacceptable, with just 3% saying it is acceptable in certain circumstances<sup>13</sup>. As was the case for domestic violence against women, a large majority (80%) say it is unacceptable and should always be punished by law, while 14% say that it is unacceptable but should not always be punished by law.

**QB3b** In your opinion, domestic violence against men is...  
(% - EU)

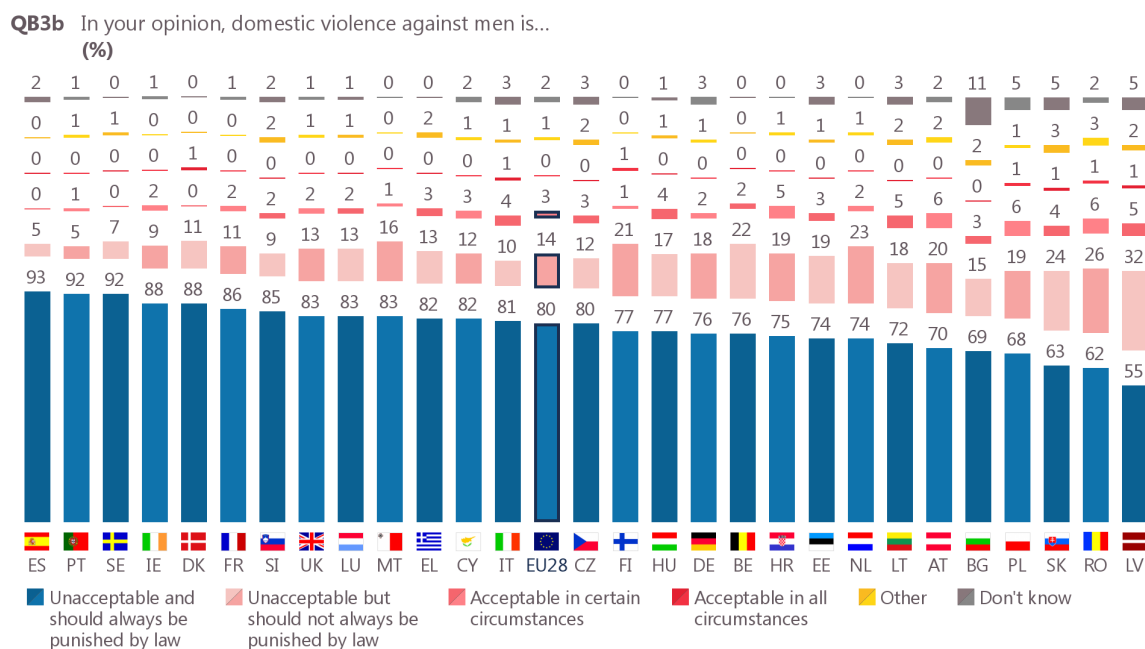


Base: All respondents (n=27.818).

<sup>13</sup> QB3 In your opinion, domestic violence against men is...Acceptable in all circumstances; Acceptable in certain circumstances; Unacceptable but should not always be punishable by law; Unacceptable and should always be punishable by law; Other; Don't Know.

The majority of respondents in all countries think domestic violence against men is unacceptable and should always be punished by law, ranging from 93% of those in Spain and 92% in Portugal and Sweden, to 55% of those in Latvia. Respondents in Latvia are the most likely to say it is unacceptable but should not always be punished by law (32%), followed by those in Romania (26%) and Slovakia (24%). This compares to the 5% of respondents in Spain and Portugal who hold this opinion.

Respondents in Austria, Poland and Romania (all 6%) are the most likely to say this kind of domestic violence is acceptable in certain circumstances, while no more than 1% in any country say it is acceptable in all circumstances.



Base: All respondents (n=27.818). Countries ranked by proportion saying it is unacceptable and should always be punished by law.





The sociodemographic analysis illustrates that there are few differences by gender and by level of education.

Respondents who say domestic violence against women is common are more likely to say this kind of violence against men is unacceptable and should always be punishable by law, compared to those who say it is uncommon (82% vs. 76%). Likewise, those who say domestic violence against women is not common are more likely to say it is unacceptable but should not always be punishable by law (18% vs. 13% who say it is common).

The largest differences are observed comparing those who say domestic violence against women is acceptable with those who say it is not. Respondents who say domestic violence against women is acceptable are much more likely to say domestic violence against men is also acceptable (67% vs. 1%).



QB3b In your opinion, domestic violence against men is...  
(% - EU)

|  | Acceptable in all circumstances | Acceptable in certain circumstances | Unacceptable but should not always be punished by law | Unacceptable and should always be punished by law | Other | Don't know |
|--|---------------------------------|-------------------------------------|---|---|-------|------------|
| EU28   | 0                               | 3                                   | 14  | 80  | 1     | 2          |
|  Gender               |                                 |                                     |   |   |       |            |
| Man  | 0                               | 3                                   | 16  | 78  | 1     | 2          |
| Woman  | 1                               | 2                                   | 13  | 81  | 1     | 2          |
|  Female by age        |                                 |                                     |   |   |       |            |
| 15-24  | 0                               | 3                                   | 11  | 85  | 0     | 1          |
| 25-39  | 0                               | 2                                   | 12  | 83  | 1     | 2          |
| 40-54  | 1                               | 2                                   | 12  | 82  | 1     | 2          |
| 55 +   | 1                               | 2                                   | 14  | 79  | 1     | 3          |
|  Male by age          |                                 |                                     |   |   |       |            |
| 15-24  | 0                               | 3                                   | 14  | 81  | 1     | 1          |
| 25-39  | 1                               | 2                                   | 13  | 82  | 1     | 1          |
| 40-54  | 0                               | 3                                   | 13  | 82  | 1     | 1          |
| 55 +   | 0                               | 2                                   | 16  | 80  | 1     | 1          |
|  Education (End of) |                                 |                                     |   |   |       |            |
| 15-  | 1                               | 3                                   | 14  | 78  | 1     | 3          |
| 16-19  | 1                               | 3                                   | 15  | 78  | 1     | 2          |
| 20+  | 0                               | 2                                   | 14  | 82  | 1     | 1          |
| Still studying   | 0                               | 3                                   | 11  | 84  | 1     | 1          |
| <b>Is domestic violence against women common?</b>  |                                 |                                     |   |   |       |            |
| Yes  | 0                               | 3                                   | 13  | 82  | 1     | 1          |
| No   | 0                               | 3                                   | 18  | 76  | 1     | 2          |
| <b>Is domestic violence against women acceptable?</b>  |                                 |                                     |   |   |       |            |
| Yes  | 11                              | 56                                  | 19  | 10  | 1     | 3          |
| No   | 0                               | 1                                   | 14  | 83  | 1     | 1          |

### 3 Personal awareness of domestic violence

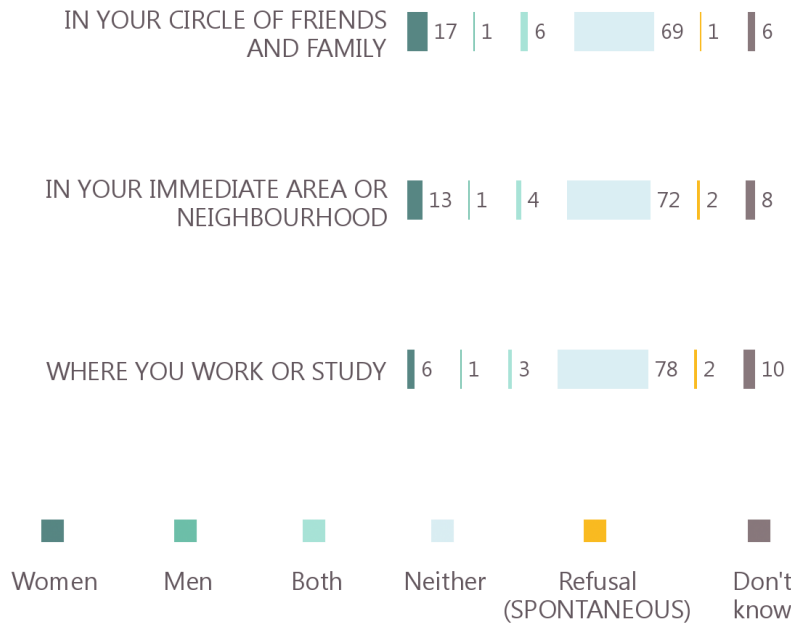
**- Almost one quarter of respondents know someone amongst friends or family who has been a victim of domestic violence -**

Respondents asked whether they knew of any men or women who had been victims of domestic violence<sup>14</sup>. Almost one quarter know of a friend or family member who has been a victim (24%), while 18% know of someone in their immediate area or neighbourhood and 10% know of someone where they work or study.

In all cases, the victims are much more likely to be women than men. For example, 17% of respondents know only of female victims of domestic violence in their circle of family and friends, while 1% know only of male victims. Just over one in twenty (6%) know of victims of both genders.

The majority of respondents, however, do not know of any victims of domestic violence amongst friends or family members (69%), in their immediate area (72%) or at school or work (78%).

**QB4** Do you know of any men or women who have been a victim of any form of domestic violence?  
(% - EU)



Base: All respondents (n=27.818)

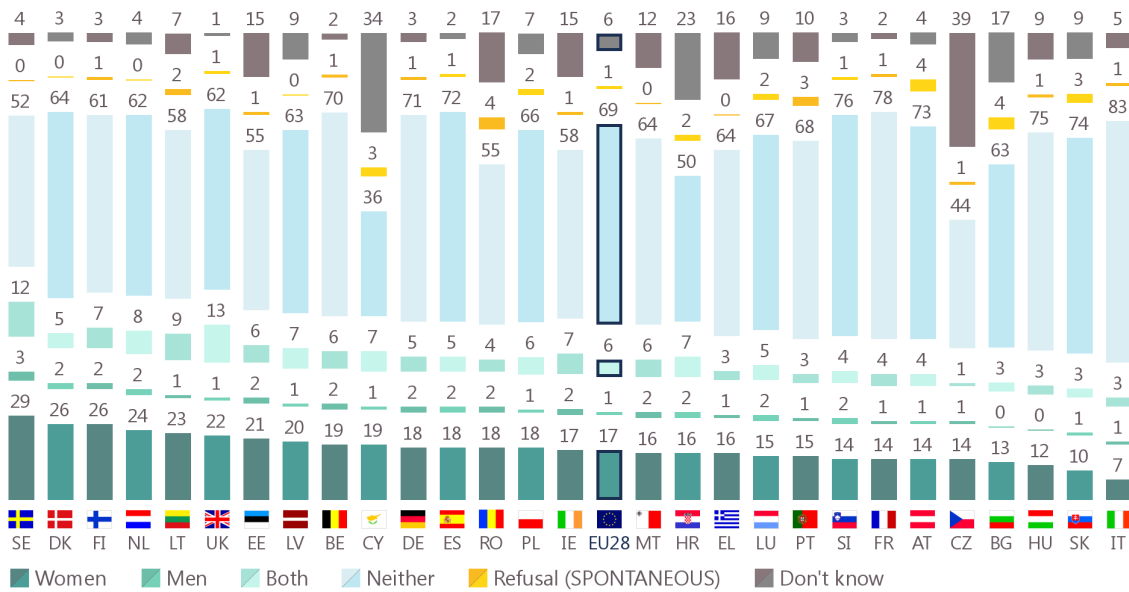
<sup>14</sup> QB4 Do you know of any men or women who have been a victim of any form of domestic violence? 4.1 In your circle of friends and family; 4.2 In your immediate area or neighbourhood; 4.3 Where you work or study. Men; Women; Both; Neither; Refusal (SPONTANEOUS); Don't Know.

Respondents in Sweden (44%), the UK (36%) and Finland (35%) are the most likely to know of a victim of domestic violence in their circle of friends and family. In contrast, just 11% of respondents in Italy, 14% in Slovakia and 15% in Hungary say the same.

More than three quarters of respondents in Sweden (29%), Denmark and Finland (both 26%) know only of female victims, compared to 7% in Italy.

Respondents in the UK (13%) and Sweden (12%) are the most likely to know both male and female victims, while no more than 3% know only of male victims in their circle of family and friends in any of the Member States.

**QB4.1** Do you know of any men or women who have been a victim of any form of domestic violence?  
In your circle of friends and family (%)



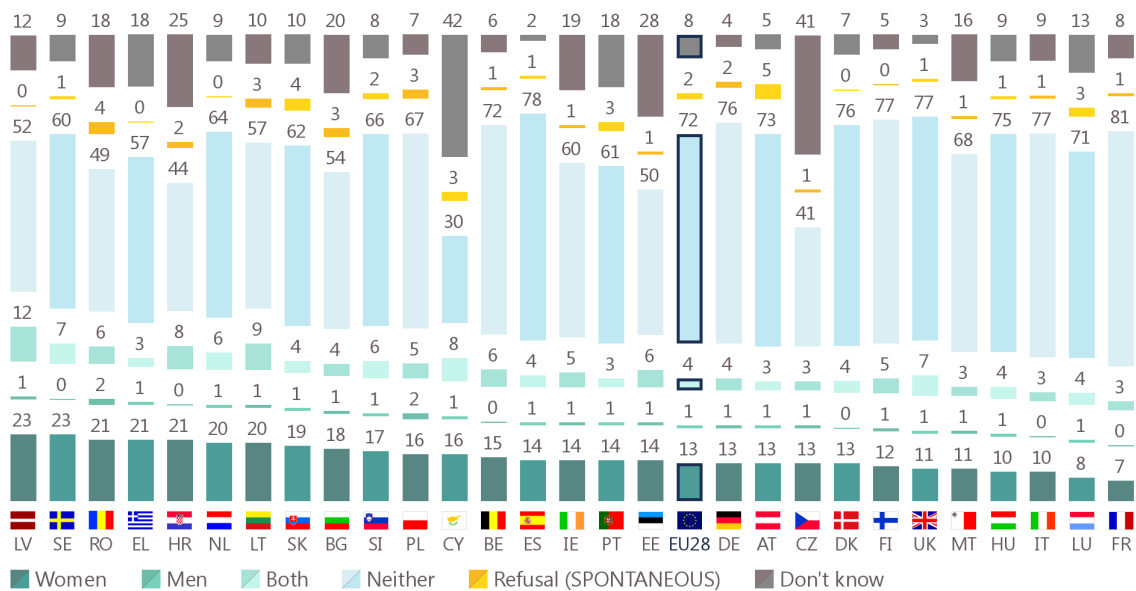
Base: All respondents (n=27.818). Countries by proportion saying they are aware of women who have been a victim.

Latvia is the only country where at least one third of respondents know of men or women in their immediate area who have been a victim of domestic violence (36%), followed by 30% of respondents in Lithuania and Sweden. This compares to 10% of respondents in France and 13% in Luxembourg and Italy.

Respondents in Latvia, Sweden (both 23%), Romania, Greece and Croatia (all 21%) are the most likely to know only of female victims in their immediate area, particularly compared to respondents in France (7%) and Luxembourg (8%).

Respondents in Latvia (12%), Lithuania (9%) and Cyprus (8%) are the most likely to know both male and female victims, while no more than 2% know only of male victims in their immediate area in any of the Member States.

**QB4.2** Do you know of any men or women who have been a victim of any form of domestic violence?  
In your immediate area or neighbourhood (%)



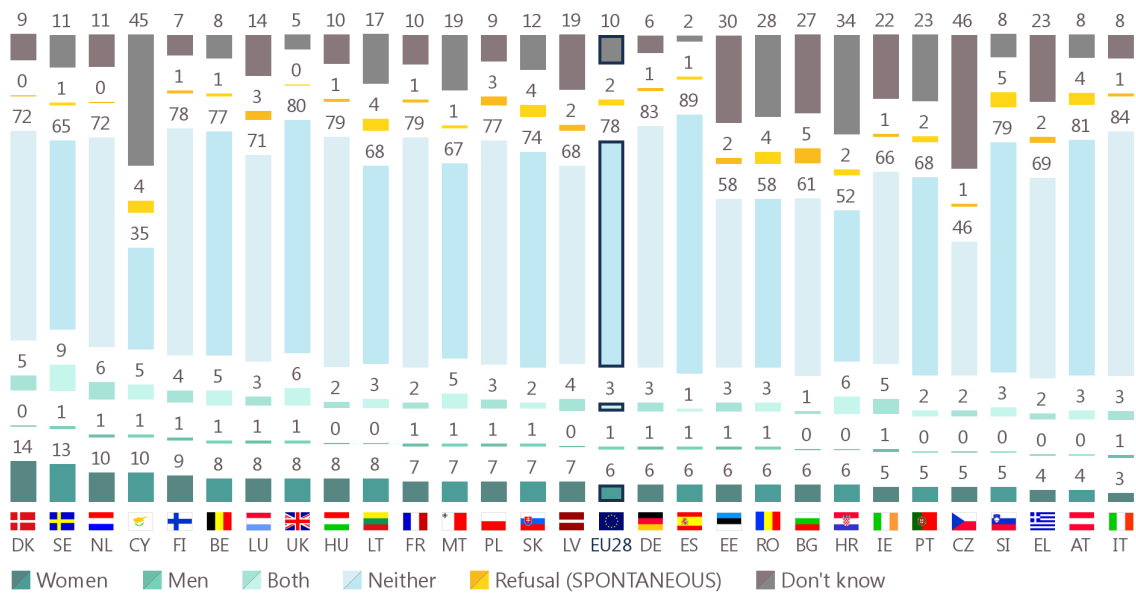
Base: All respondents (n=27.818) . Countries by proportion saying they are aware of women who have been a victim.

Sweden is the only country where more than one in five knows of a victim of domestic violence where they work or study (23%), followed by respondents in Denmark (19%) and the Netherlands (17%). At the other end of the scale 6% of respondents in Greece, and 7% in Portugal, Austria, Italy, Bulgaria and the Czech Republic say the same.

Respondents in Denmark (14%), Sweden (13%), the Netherlands and Cyprus (both 10%) are the most likely to know only of female victims, compared to 3% in Italy.

Respondents in Sweden (9%), the Netherlands, Croatia and the UK (6% in each) are the most likely to know both male and female victims, while no more than 1% know only of male victims in their immediate area in any of the Member States.

**QB4.3** Do you know of any men or women who have been a victim of any form of domestic violence?  
Where you work or study (%)



Base: All respondents (n=27.818) . Countries by proportion saying they are aware of women who have been a victim.

It is interesting to note that although respondents in Italy are consistently amongst the least likely to know of any victims of domestic violence, they have one of the highest levels of agreement that domestic violence against women is common in their country (90%). They also have one of the highest levels of agreement that this kind of violence against men is common (28%).

In contrast, although respondents in Sweden are consistently amongst the most likely to know of a victim, they are not amongst the most likely to say domestic violence against either women or men is common in their country.

The sociodemographic analysis shows that women are the most likely to know a victim amongst family or friends (27% vs. 21%), or in the immediate area (21% vs. 16%), or where they work or study (12% vs. 8%). Respondents under 55 years of age are the most likely to know of a victim of domestic violence in each of these three spheres, and most of this difference is driven by women:





- Across all age groups, women are more likely to know of a victim in each of these three areas, compared to men. For example, 32% of women aged 15-24 know of a victim amongst their family or friends, compared to 20% of men the same age.
- Women under 55 are more likely than their older counterparts to know of a victim amongst their family or friends (30%-32% vs. 21%), or at work or school (13%-17% vs. 8%), and they are slightly more likely to know of a victim in their immediate area (21%-25% vs. 18%). In contrast, there are no notable patterns across age groups for men.

Respondents living in single households with children are more likely than those in other household situations to know of a victim amongst friends and family (38% vs. 22%-24%), or in their immediate area (28% vs. 17%-20%).

Perhaps not surprisingly, respondents who think domestic violence against women or men is common in their country are more likely to know of a victim in these three areas compared to those who think it is uncommon. For example, 28% of those who think domestic violence against women is common know a victim amongst friends or family, compared to 14% who say it is uncommon. In addition, those who say this violence is common (either against men or women) are more likely than those who do not to know both male and female victims.

Furthermore, those who think domestic violence against women or men is acceptable are also more likely to know of victims in these areas. For instance, 32% of those who say domestic violence against men is acceptable know of a victim in their immediate area, compared to 18% who say it is unacceptable. In addition, those who say this violence is acceptable (either against men or women) are more likely than those who do not to know both male and female victims.

QB4 Do you know of any men or women who have been a victim of any form of domestic violence?

|  | In your circle of friends and family | In your immediate area or neighbourhood | Where you work or study |
|--|--------------------------------------|---|-------------------------|
| EU28   | 24                                   | 18                                      | 10                      |
|  <b>Gender</b>                |                                      |   |                         |
| Man  | 21                                   | 16                                      | 8                       |
| Woman  | 27                                   | 21                                      | 12                      |
|  <b>Female by age</b>         |                                      |   |                         |
| 15-24  | 32                                   | 21                                      | 17                      |
| 25-39  | 32                                   | 23                                      | 17                      |
| 40-54  | 30                                   | 25                                      | 13                      |
| 55 +   | 21                                   | 18                                      | 8                       |
|  <b>Male by age</b>           |                                      |   |                         |
| 15-24  | 20                                   | 16                                      | 9                       |
| 25-39  | 22                                   | 16                                      | 7                       |
| 40-54  | 24                                   | 18                                      | 11                      |
| 55 +   | 17                                   | 15                                      | 6                       |
|  <b>Household situation</b> |                                      |   |                         |
| Single Household without children  | 23                                   | 19                                      | 9                       |
| Single Household with children   | 38                                   | 28                                      | 13                      |
| Multiple Household without children  | 22                                   | 17                                      | 9                       |
| Household with children  | 24                                   | 20                                      | 11                      |
| <b>Is domestic violence against women common?</b>  |                                      |   |                         |
| Yes  | 28                                   | 22                                      | 13                      |
| No   | 14                                   | 11                                      | 6                       |
| <b>Is domestic violence against men common?</b>  |                                      |   |                         |
| Yes  | 33                                   | 23                                      | 15                      |
| No   | 21                                   | 18                                      | 8                       |
| <b>Is domestic violence against women acceptable?</b>  |                                      |   |                         |
| Yes  | 34                                   | 28                                      | 19                      |
| No   | 23                                   | 19                                      | 11                      |
| <b>Is domestic violence against men acceptable?</b>  |                                      |   |                         |
| Yes  | 35                                   | 32                                      | 16                      |
| No   | 24                                   | 18                                      | 11                      |

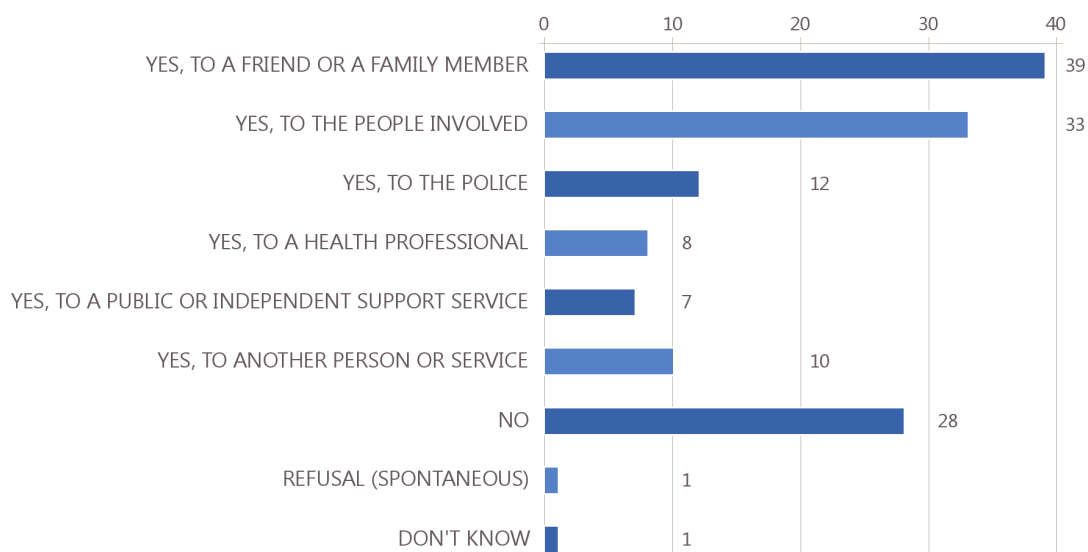
a. Whether respondents spoke to someone about it

**- The majority of those who know a victim of domestic violence have spoken about it -**

Respondents who knew of a victim of domestic violence were asked if they had spoken to anyone about it<sup>15</sup>. More than seven in ten (71%) had done so. These conversations were most likely to have been with a friend or family member (39%) or with the people involved (33%). Around one in ten spoke to the police (12%) or to another person or service (10%), while 8% spoke to a health professional and 7% to a public or independent support service.

Almost three in ten (28%) did not speak to anyone.

**QB4b** Did you speak to anyone about this? (MULTIPLE ANSWERS POSSIBLE)  
(% - EU)

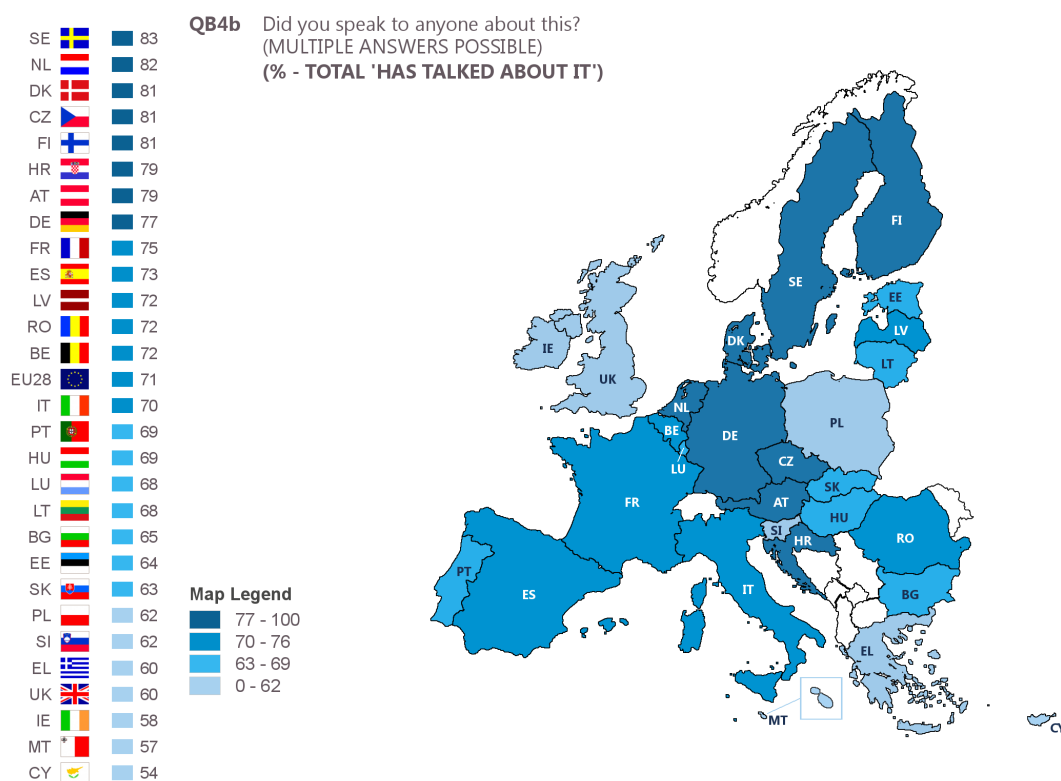


Base: Respondents who know someone who has been a victim of domestic violence (n=9.595).

<sup>15</sup> QB4b Did you speak to anyone about this? (MULTIPLE ANSWERS POSSIBLE): Yes, to the people involved; Yes, to the police; Yes, to a public or independent support service; Yes, to a health professional; Yes, to a friend or a family member; Yes, to another person or service; No; Refusal (SPONTANEOUS); Don't Know.



The map below illustrates that, amongst respondents who know someone who has been a victim, those in Central and Northern areas of the EU are the most likely to have spoken to someone about it. Respondents in Sweden (83%), the Netherlands (82%), Denmark, the Czech Republic and Finland (all 81%) are the most likely to have done so, compared to 54% in Cyprus, 57% in Malta and 58% in Ireland.



Base: Respondents who know someone who has been a victim of domestic violence (n=9.595).






Sociodemographic analysis shows that women who know a victim of domestic violence are more likely to have talked to someone about it, compared to men (74% vs 67%). Amongst respondents aged 25 or older, women are more likely to have talked to someone, compared to men. For example, 77% of women aged 40-54 have talked to someone, compared to 67% of men in the same age group.

Amongst women, it is those aged 25-54 (77%) who are more likely to have spoken to someone, compared to the youngest or oldest respondents (both 71%).

The longer a respondent remained in education, the more likely they are to have spoken to someone: 63% of those with the lowest levels did so, compared to 75% of those with the highest education levels.

Those living in single households with children are more likely to have spoken to someone compared to those in other household situations (79% vs. 69%-71%). Finally, respondents who think domestic violence against women is common are more likely than those who say it is uncommon to have talked to someone (72% vs 65%).

**QB4b** Did you speak to anyone about this? (MULTIPLE ANSWERS POSSIBLE)  
(% - EU)

|  | Yes, to the people involved | Yes, to the police | Yes, to a public or independent support service | Yes, to a health professional | Yes, to a friend or a family member | Yes, to another person or service | No | Total 'Has talked about it' |
|--|-----------------------------|--------------------|---|-------------------------------|-------------------------------------|-----------------------------------|----|-----------------------------|
| EU28   | 33                          | 12                 | 7   | 8                             | 39                                  | 10                                | 28 | 71                          |
|  <b>Gender</b>                |                             |                    |   |                               |                                     |                                   |    |                             |
| Man  | 30                          | 11                 | 6   | 6                             | 38                                  | 9                                 | 32 | 67                          |
| Woman  | 35                          | 13                 | 8   | 10                            | 40                                  | 11                                | 25 | 74                          |
|  <b>Female by age</b>         |                             |                    |   |                               |                                     |                                   |    |                             |
| 15-24  | 31                          | 12                 | 6   | 9                             | 45                                  | 8                                 | 28 | 71                          |
| 25-39  | 39                          | 15                 | 10  | 10                            | 43                                  | 10                                | 22 | 77                          |
| 40-54  | 36                          | 14                 | 8   | 12                            | 40                                  | 15                                | 21 | 77                          |
| 55 +   | 33                          | 12                 | 7   | 8                             | 37                                  | 10                                | 28 | 71                          |
|  <b>Male by age</b>           |                             |                    |   |                               |                                     |                                   |    |                             |
| 15-24  | 31                          | 10                 | 7   | 4                             | 42                                  | 5                                 | 31 | 68                          |
| 25-39  | 30                          | 10                 | 4   | 6                             | 39                                  | 12                                | 31 | 68                          |
| 40-54  | 30                          | 12                 | 7   | 6                             | 37                                  | 7                                 | 33 | 67                          |
| 55 +   | 28                          | 12                 | 6   | 7                             | 35                                  | 10                                | 34 | 65                          |
|  <b>Education (End of)</b>  |                             |                    |   |                               |                                     |                                   |    |                             |
| 15-  | 23                          | 13                 | 5   | 6                             | 40                                  | 9                                 | 36 | 63                          |
| 16-19  | 33                          | 12                 | 6   | 6                             | 40                                  | 9                                 | 28 | 70                          |
| 20+  | 38                          | 13                 | 9   | 12                            | 37                                  | 13                                | 24 | 75                          |
| Still studying   | 30                          | 10                 | 7   | 6                             | 46                                  | 8                                 | 30 | 70                          |
|  <b>Household situation</b> |                             |                    |   |                               |                                     |                                   |    |                             |
| Single Household without children  | 33                          | 14                 | 8   | 8                             | 39                                  | 9                                 | 28 | 71                          |
| Single Household with children   | 36                          | 21                 | 9   | 15                            | 43                                  | 14                                | 20 | 79                          |
| Multiple Household without children  | 31                          | 10                 | 6   | 7                             | 38                                  | 11                                | 30 | 69                          |
| Household with children  | 33                          | 11                 | 7   | 8                             | 40                                  | 9                                 | 28 | 71                          |
| <b>Is domestic violence against women common?</b>  |                             |                    |   |                               |                                     |                                   |    |                             |
| Yes  | 34                          | 13                 | 7   | 9                             | 40                                  | 11                                | 27 | 72                          |
| No   | 25                          | 10                 | 4   | 5                             | 37                                  | 6                                 | 34 | 65                          |

## b. Reasons for not speaking to someone

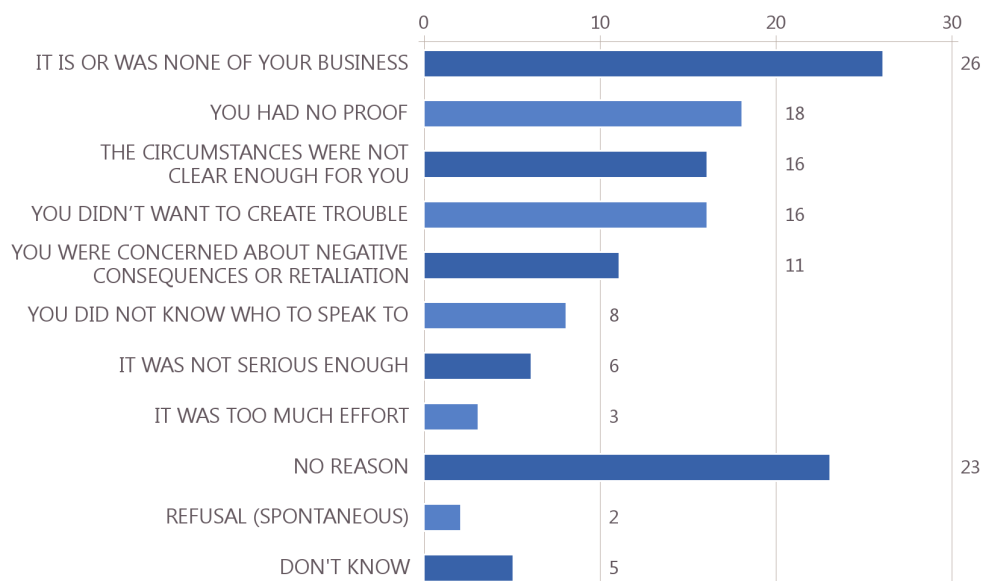
### - Respondents who did not speak to anyone are most likely to say it was because it was none of their business -

Respondents who knew of a victim of domestic violence, but had not spoken to anyone about it, were asked their reasons for not speaking<sup>16</sup>. The opinion that it was none of their business is the most common reason (26%), followed by a lack of proof (18%). Almost as many (16%) say they did not want to create trouble, and the same proportion say the circumstances were not clear enough for them.

Just over one in ten were concerned about negative consequences or retaliation (11%) while 8% did not know who to speak to and 6% said it was not serious enough. Just 3% said it was too much effort to talk to someone.

Almost one quarter (23%) said there was no reason they did not speak to anyone.

**QB4c** Did you not speak to anyone for any of the following reasons? (MULTIPLE ANSWERS POSSIBLE)  
(% - EU)



Base: Respondents who know someone victim of domestic violence but did not speak to anyone about it (n=2.675).




A country level analysis is not possible, due to low base sizes.

<sup>16</sup> QB4c Did you not speak to anyone for any of the following reasons? (MULTIPLE ANSWERS POSSIBLE): It is or was none of your business; You did not know who to speak to; You were concerned about negative consequences or retaliation; You didn't want to create trouble; It was not serious enough; It was too much effort; The circumstances were not clear enough for you; You had no proof; No reason; Refusal (SPONTANEOUS); Don't Know.

Sociodemographic analysis shows the youngest women (15-24) are more likely to say they did not speak to someone because it is or was none of their business, compared to men in this age group (43% vs. 32%), and they are also more likely than young men to say they had no proof (25% vs. 15%). However, the youngest men are more likely than the youngest women to say they didn't want to create trouble (24% vs. 11%).

Amongst both men and women, it is the 40-54 year olds who are the least likely to say it was none of their business (men: 17% vs. 24%-32%, women: 18% vs. 24%-43%).

**QB4c** Did you not speak to anyone for any of the following reasons? (MULTIPLE ANSWERS POSSIBLE)  
(% - EU)

|   | It is or was none of your business | You did not know who to speak to | You were concerned about negative consequences or retaliation | You didn't want to create trouble | It was not serious enough | It was too much effort | The circumstances were not clear enough for you | You had no proof | No reason | Refusal (SPONTANEOUS) | Don't know |
|---|------------------------------------|----------------------------------|---|-----------------------------------|---------------------------|------------------------|---|------------------|-----------|-----------------------|------------|
| EU28  | 26                                 | 8                                | 11  | 16                                | 6                         | 3                      | 16  | 18               | 23        | 2                     | 5          |
|  Gender        |                                    |                                  |   |                                   |                           |                        |   |                  |           |                       |            |
| Man   | 25                                 | 6                                | 8   | 15                                | 5                         | 4                      | 17  | 17               | 27        | 2                     | 5          |
| Woman   | 27                                 | 11                               | 14  | 17                                | 6                         | 3                      | 16  | 19               | 19        | 2                     | 4          |
|  Female by age |                                    |                                  |   |                                   |                           |                        |   |                  |           |                       |            |
| 15-24   | 43                                 | 4                                | 10  | 11                                | 4                         | 2                      | 14  | 25               | 17        | 0                     | 2          |
| 25-39   | 30                                 | 9                                | 12  | 20                                | 3                         | 4                      | 18  | 19               | 21        | 2                     | 1          |
| 40-54   | 18                                 | 10                               | 11  | 14                                | 10                        | 3                      | 20  | 20               | 22        | 4                     | 4          |
| 55 +  | 24                                 | 14                               | 18  | 19                                | 7                         | 4                      | 12  | 16               | 16        | 2                     | 6          |
|  Male by age   |                                    |                                  |   |                                   |                           |                        |   |                  |           |                       |            |
| 15-24   | 32                                 | 6                                | 8   | 24                                | 4                         | 3                      | 12  | 15               | 29        | 3                     | 4          |
| 25-39   | 31                                 | 7                                | 4   | 12                                | 6                         | 3                      | 12  | 19               | 28        | 0                     | 4          |
| 40-54   | 17                                 | 6                                | 9   | 12                                | 6                         | 2                      | 22  | 14               | 29        | 3                     | 8          |
| 55 +  | 24                                 | 4                                | 10  | 18                                | 5                         | 5                      | 18  | 19               | 22        | 1                     | 4          |

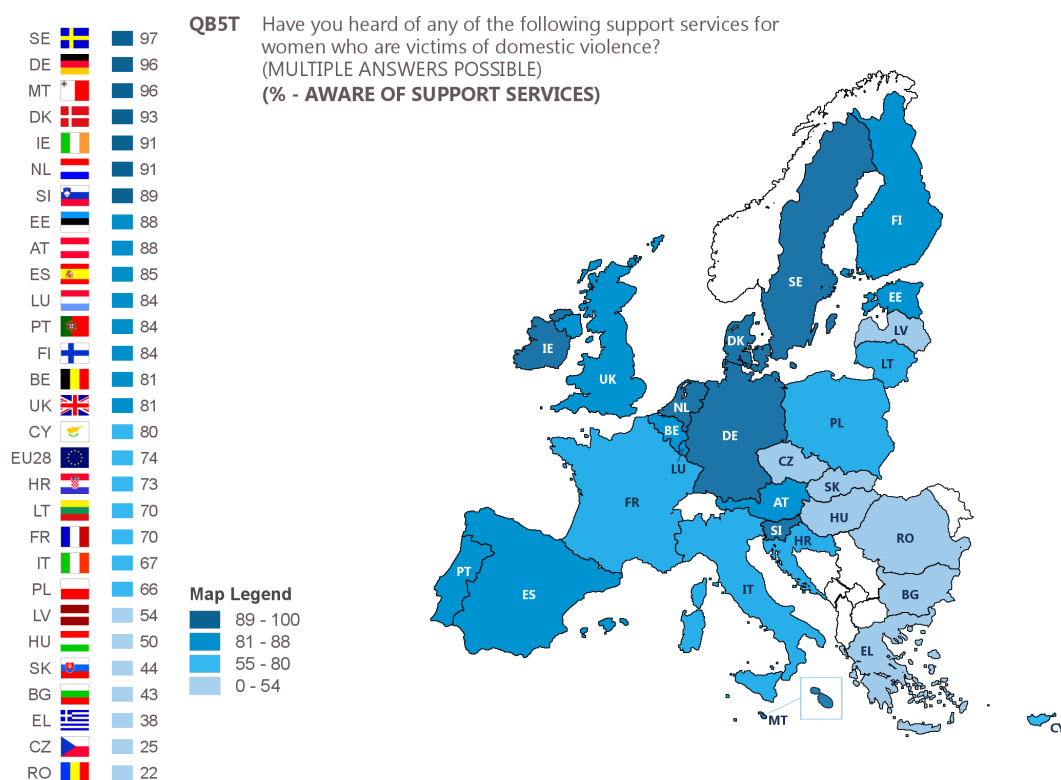
## 4 Awareness of support services for women

### - Almost three quarters are aware of support services for women who are victims of domestic violence -

Respondents were asked about the support services available to women who are victims of domestic violence<sup>17</sup>. Across the EU, 74% are aware of such services, although there are large variations between individual countries.

In 23 Member States, at least half of all respondents have heard of support services for victims of domestic violence – in fact almost all respondents in Sweden (97%), Germany and Malta (96%) say this. In contrast, 22% in Romania and 25% in the Czech Republic have heard about these support services.

The map illustrates that those in Eastern areas of the EU are generally the least likely to have heard of support services for women who are victims of domestic violence.



Base: All respondents (N=27.818).







<sup>17</sup> QB5T Have you heard of any of the following support services for women who are victims of domestic violence? (MULTIPLE ANSWERS POSSIBLE): A list of at least three organizations was tailored for each country; Other; No you haven't heard of any support services; Don't Know.

The sociodemographic analysis highlights that women are more likely than men to be aware of support services for women who are victims of domestic violence (79% vs 70%).

In general, men of any age are less likely to be aware of these services than women (men: 61%-75%, women: 74%-83%). Men aged 15-24 are the least likely to be aware of these support services (61%), but amongst women it is those aged 55+ who are the least likely to be so (74%).

Additionally, the more often a respondent uses the Internet, the more likely they are to be aware of support services. People who seldom struggle to pay bills, with a higher level of education, who believe domestic violence to be common were also more likely to be aware of support services.

**QB5T** Have you heard of any of the following support services for women who are victims of domestic violence? (MULTIPLE ANSWERS POSSIBLE)  
(% - EU)

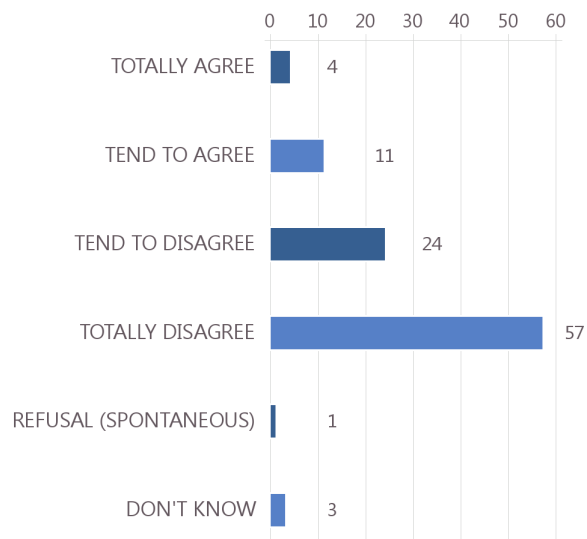
|  | Aware of support services | Not aware of any support services | Don't know |
|--|---------------------------|-----------------------------------|------------|
| EU28   | 74                        | 23                                | 3          |
|  <b>Gender</b>                      |                           |                                   |            |
| Man  | 70                        | 27                                | 3          |
| Woman  | 79                        | 19                                | 2          |
|  <b>Female by age</b>             |                           |                                   |            |
| 15-24  | 78                        | 20                                | 2          |
| 25-39  | 82                        | 16                                | 2          |
| 40-54  | 83                        | 15                                | 2          |
| 55+  | 74                        | 23                                | 3          |
|  <b>Male by age</b>               |                           |                                   |            |
| 15-24  | 61                        | 36                                | 3          |
| 25-39  | 70                        | 27                                | 3          |
| 40-54  | 75                        | 23                                | 2          |
| 55+  | 70                        | 26                                | 4          |
|  <b>Education (End of)</b>        |                           |                                   |            |
| 15-  | 66                        | 30                                | 4          |
| 16-19  | 74                        | 23                                | 3          |
| 20+  | 82                        | 16                                | 2          |
| Still studying   | 71                        | 27                                | 2          |
|  <b>Difficulties paying bills</b> |                           |                                   |            |
| Most of the time   | 66                        | 31                                | 3          |
| From time to time  | 68                        | 29                                | 3          |
| Almost never/ Never  | 78                        | 20                                | 2          |
|  <b>Use of the Internet</b>       |                           |                                   |            |
| Every day  | 80                        | 18                                | 2          |
| Often/ Sometimes   | 75                        | 22                                | 3          |
| Never  | 59                        | 36                                | 5          |
| <b>Is domestic violence against women common?</b>  |                           |                                   |            |
| Yes  | 78                        | 20                                | 2          |
| No   | 66                        | 31                                | 3          |
| <b>Is domestic violence against men common?</b>  |                           |                                   |            |
| Yes  | 80                        | 18                                | 2          |
| No   | 73                        | 25                                | 2          |

## 5 Perceptions of domestic violence as a private matter

### - Only a small proportion agree domestic violence is a private matter that should be handled within the family -

Just 15% of respondents agree domestic violence is a private matter that should be handled within the family with 4% saying they totally agree and 11% tending to agree<sup>18</sup>. The majority of respondents disagree with this idea (81%), with 57% in total disagreement.

**QB9.3** Please tell me to what extent you agree or disagree with the following statements?  
**Domestic violence is a private matter and should be handled within the family (% - EU)**



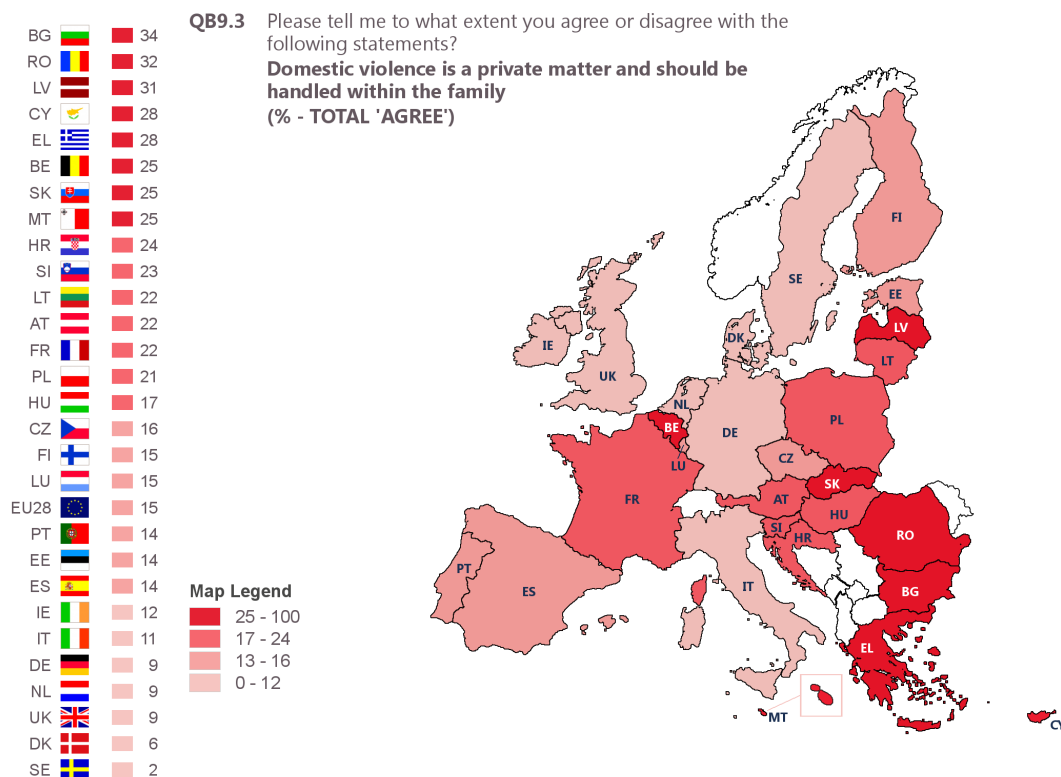
Base: All respondents (N=27.818).

<sup>18</sup> QB9.3 Please tell me to what extent you agree or disagree with the following statements? Domestic violence is a private matter and should be handled within the family: Totally agree; Tend to agree; Tend to disagree; Totally disagree; Refusal (SPONTANEOUS); Don't Know.

Across the EU, 15% of respondents agree domestic violence is a private matter and should be handled within the family, although there is a degree of variation across countries.

Respondents in Bulgaria (34%), Romania (32%) and Latvia (31%) are the most likely to agree, particularly compared to respondents in Sweden (2%) and Denmark (6%).

The map illustrates that those in Eastern areas of the EU are generally the most likely to agree domestic violence is a private matter and should be handled within the family.



Base: All respondents (N=27.818).

Sociodemographic analysis shows no notable differences between men and women overall, while the largest difference by age group is between women and men aged 15-24 (women: 13% agree vs. men: 18%). Amongst women, those aged 55+ are the most likely to agree domestic violence is a private matter and should be handled within the family – particularly compared to 25-54 year olds (18% vs 11%). However, in the case of men it is the youngest (18%) and the oldest (20%) respondents who are the most likely to agree with this statement.

The longer a respondent remained in education, the less likely they are to agree domestic violence is a private matter, and this pattern appears amongst both men and women.






For both men and women, the more often they use the Internet, the less likely they are to agree this is a private matter. For instance, 13% of men who use the internet daily think this way, compared to 28% of men who never use the Internet.

Finally, respondents who think domestic violence against men or women is acceptable are more likely to agree, compared to those who say it is not acceptable. For example, 45% of those who say domestic violence against women is acceptable agree it should be a private matter, compared to 15% of those who say it is not acceptable.



QB9.3 Please tell me to what extent you agree or disagree with the following statements?

Domestic violence is a private matter and should be handled within the family (% - EU)

|  | Total 'Agree' | Total 'Disagree' |
|--|---------------|------------------|
| EU28   | 15            | 81               |
|  <b>Gender</b>                |               |                  |
| Man  | 17            | 79               |
| Woman  | 14            | 83               |
|  <b>Female by age</b>         |               |                  |
| 15-24  | 13            | 85               |
| 25-39  | 11            | 86               |
| 40-54  | 11            | 86               |
| 55 +   | 18            | 78               |
|  <b>Male by age</b>         |               |                  |
| 15-24  | 18            | 77               |
| 25-39  | 15            | 81               |
| 40-54  | 14            | 82               |
| 55 +   | 20            | 76               |
|  <b>Education (End of)</b>  |               |                  |
| 15-  | 22            | 74               |
| 16-19  | 17            | 80               |
| 20+  | 11            | 86               |
| Still studying   | 12            | 85               |
|  <b>Use of the Internet</b> |               |                  |
| Every day  | 12            | 85               |
| Often/ Sometimes   | 19            | 78               |
| Never  | 26            | 69               |
| <b>Is domestic violence against women acceptable?</b>  |               |                  |
| Yes  | 45            | 51               |
| No   | 15            | 82               |
| <b>Is domestic violence against men acceptable?</b>  |               |                  |
| Yes  | 37            | 61               |
| No   | 15            | 82               |

## II. PERCEPTIONS ABOUT THE APPROPRIATE LEGAL RESPONSE TO DIFFERENT FORMS OF GENDER-BASED VIOLENCE

This section of the report considers six scenarios detailing different forms of gender-based violence. For each situation, respondents were asked their opinion about whether the behaviour described was right or wrong, and whether it is or should be illegal<sup>19</sup>.

**- More than nine out of ten think each of the scenarios described is wrong, and very few say they should not be against the law -**

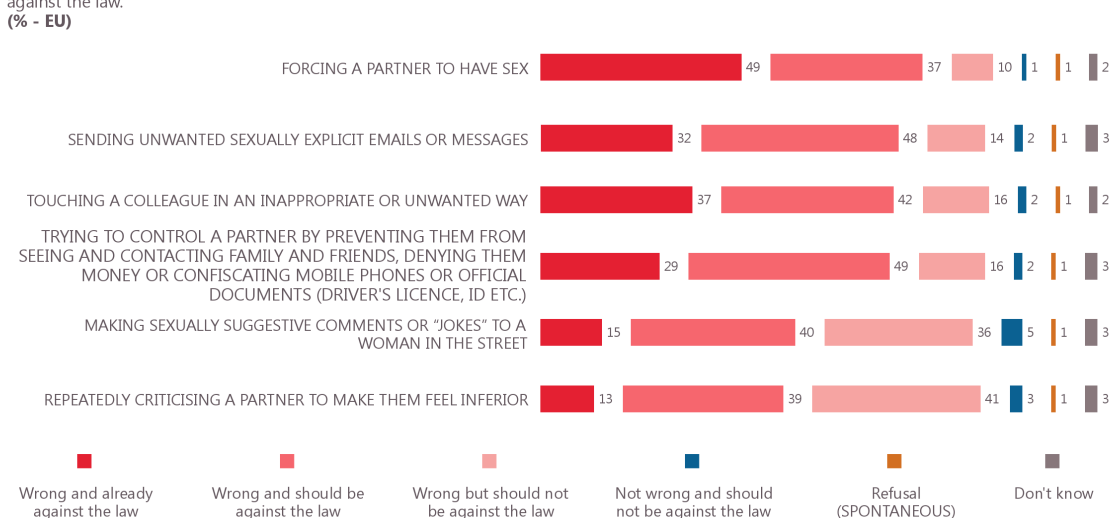
The majority of respondents say the behaviours described in each scenario are wrong, and they are either already illegal or should be against the law. Respondents are most likely to say this about forcing a partner to have sex (86%), with almost half (49%) saying it is wrong and already against the law. Eight in ten (80%) say sending unwanted sexually explicit emails or messages is wrong and either is already against the law (32%), or should be illegal (48%).

Almost as many (78%) say trying to control a partner by a variety of means is wrong and illegal (29%), or wrong and should be against the law (49%). More than one third (37%) say touching a colleague in an inappropriate or unwanted way is wrong and against the law, while a further 42% say it is wrong and should be illegal. For each of these four scenarios less than one in five say the behaviours described are wrong but should not be illegal.

This is not the case when it comes to making sexually suggestive comments or jokes to a woman in the street, or repeatedly criticising a partner to make them feel inferior. Although in both cases the majority think they are wrong and either are, or should be illegal, a considerable proportion say that although wrong, these behaviours should not be illegal. For instance, 41% say repeatedly criticising a partner to make them feel inferior is wrong, but should not be against the law.

For any scenario, no more than one in twenty think they are not wrong and should not be against the law. Each of these scenarios will be considered in more detail in the following sections.

**QB8** For each of the following situations, please tell me whether you think it is against the law or not. For each please tell whether you think it is wrong and is already against the law, it is wrong and should be against the law, it is wrong but should not be against the law, it is not wrong and should not be against the law.



Base: All respondents (N=27.818).

<sup>19</sup> QB8 For each of the following situations, please tell me whether you think it is against the law or not. For each please tell whether you think it is wrong and is already against the law, it is wrong and should be against the law, it is wrong but should not be against the law, it is not wrong and should not be against the law.

# 1 Psychological violence against partners

This section considers the scenarios that involve psychological violence against partners.

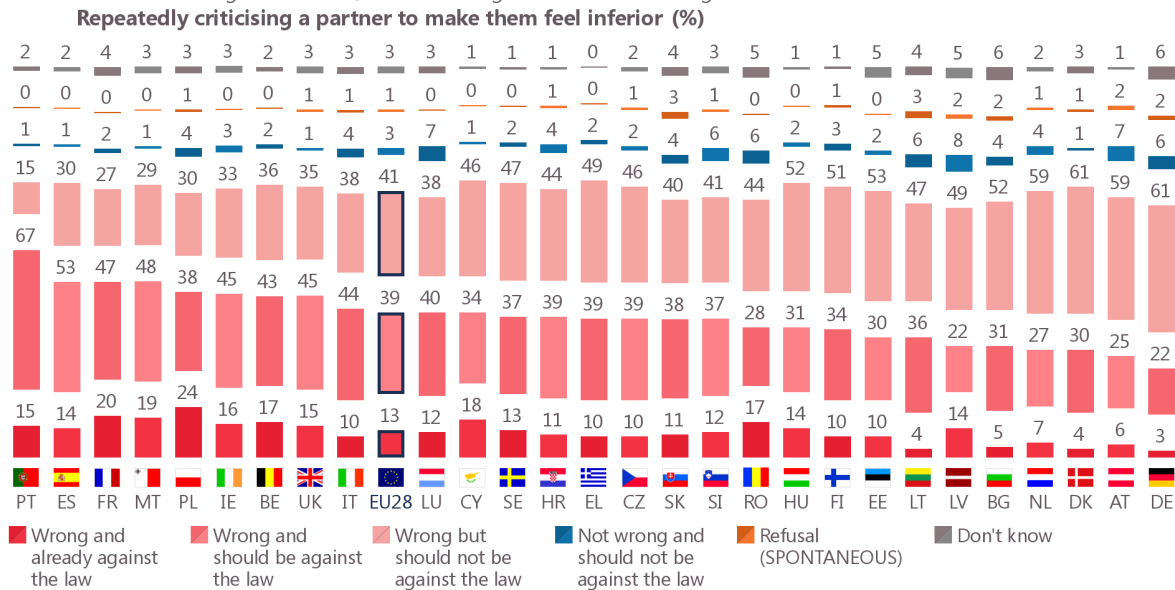
## a. Repeated degrading remarks

The majority of respondents across the EU agree that **repeatedly criticising a partner to make them feel inferior** is wrong (93%), but opinion is more divided as to whether it should be illegal. Overall 44% think that this behaviour should not be against the law, while 39% say it should be illegal and 13% say it already is.

In all countries the large majority of respondents think this behaviour is wrong. Opinions about its legality, however, are more varied. In 12 countries, at least half of all respondents think this behaviour should not be against the law, most notably amongst respondents in Germany (67%), Austria (66%), the Netherlands (63%) and Denmark (62%). At the other end of the scale, 16% of those in Portugal, 29% in France and 30% in Malta say the same.

Poland (24%) and France (20%) are the only countries where at least one in five says repeatedly criticising a partner to make them feel inferior is wrong, and already illegal.

**QB8.1** For each of the following situations, please tell me whether you think it is against the law or not. For each please tell whether you think it is wrong and is already against the law, it is wrong and should be against the law, it is wrong but should not be against the law, it is not wrong and should not be against the law.






Base: All respondents (N=27.818).

Countries ranked by the combined proportion saying it is wrong and is already or should be against the law.

There are few sociodemographic differences in the responses to this question.

**QB8.1 Repeatedly criticising a partner to make them feel inferior (% - EU)**

|   | Wrong and already against the law | Wrong and should be against the law | Wrong but should not be against the law | Not wrong and should not be against the law | Refusal (SPONTANEOUS) | Don't know | Total 'It is wrong' | Total 'It should not be against the law' |
|---|-----------------------------------|-------------------------------------|---|---|-----------------------|------------|---------------------|--|
| EU28  | 13                                | 39                                  | 41                                      | 3   | 1                     | 3          | 93                  | 44                                       |
|  <b>Gender</b>         |                                   |                                     |   |   |                       |            |                     |  |
| Man   | 13                                | 36                                  | 43                                      | 4   | 1                     | 3          | 92                  | 47                                       |
| Woman   | 12                                | 41                                  | 40                                      | 3   | 1                     | 3          | 93                  | 43                                       |
|  <b>Female by age</b> |                                   |                                     |   |   |                       |            |                     |  |
| 15-24   | 11                                | 41                                  | 42                                      | 3   | 0                     | 3          | 94                  | 45                                       |
| 25-39   | 13                                | 42                                  | 39                                      | 3   | 0                     | 3          | 94                  | 42                                       |
| 40-54   | 13                                | 42                                  | 38                                      | 3   | 1                     | 3          | 93                  | 41                                       |
| 55 +  | 12                                | 41                                  | 39                                      | 4   | 1                     | 4          | 92                  | 42                                       |
|  <b>Male by age</b>  |                                   |                                     |   |   |                       |            |                     |  |
| 15-24   | 15                                | 36                                  | 42                                      | 4   | 1                     | 2          | 93                  | 46                                       |
| 25-39   | 12                                | 38                                  | 43                                      | 3   | 1                     | 3          | 93                  | 46                                       |
| 40-54   | 13                                | 36                                  | 43                                      | 3   | 1                     | 4          | 92                  | 46                                       |
| 55 +  | 13                                | 36                                  | 42                                      | 4   | 1                     | 4          | 91                  | 46                                       |

b. Overly controlling partners

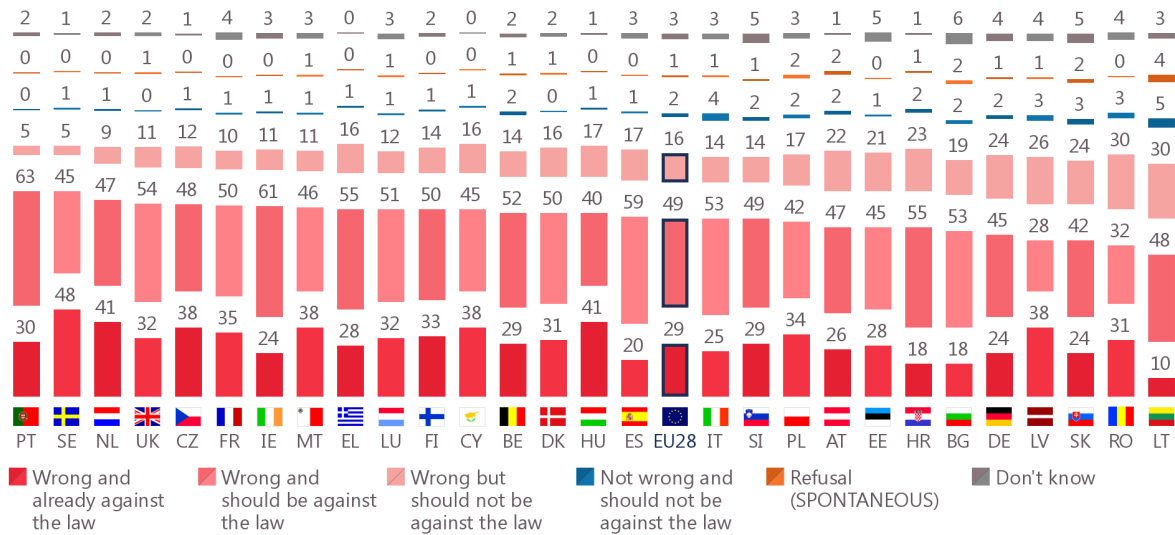
Once again, the majority of respondents across the EU think **trying to control a partner by preventing them from seeing and contacting family and friends, denying them money or confiscating mobile phones or official documents** is wrong (94%). Almost one in five (18%), however, say this should not be against the law.

Lithuania (35%) and Romania (33%) are the only countries where at least one third of respondents say this behaviour should not be against the law, followed by 29% in Latvia. This compares to just 5% of respondents in Portugal and 6% in Sweden. Lithuania is the only country where at least one in twenty says trying to control a partner in this way is not wrong and should not be illegal.

Respondents in Sweden are the most likely to say this behaviour is wrong, and already against the law (48%).

**QB8.2** For each of the following situations, please tell me whether you think it is against the law or not. For each please tell whether you think it is wrong and is already against the law, it is wrong and should be against the law, it is wrong but should not be against the law, it is not wrong and should not be against the law.

**Trying to control a partner by preventing them from seeing and contacting family and friends, denying them money or confiscating mobile phones or official documents (driver's licence, ID etc.) (%)**






Base: All respondents (N=27.818).

Countries ranked by the combined proportion saying it is wrong and is already or should be against the law.

Sociodemographic analysis reveals women are slightly more likely than men to say such form of psychological violence is wrong and should be against the law (52% vs. 47%). However, there are no age-based differences between men and women.

In general, there are no notable differences in the proportions who think these acts of psychological violence are wrong. The exception is based on a respondent's attitude to the acceptability of domestic violence. Respondents who think domestic violence against women is acceptable are much less likely to say controlling behaviour is wrong, compared to those who say domestic violence against women is not acceptable (82% vs. 96%).

**QB8.2 Trying to control a partner by preventing them from seeing and contacting family and friends, denying them money or confiscating mobile phones or official documents (driver's licence, ID etc.) (% - EU)**

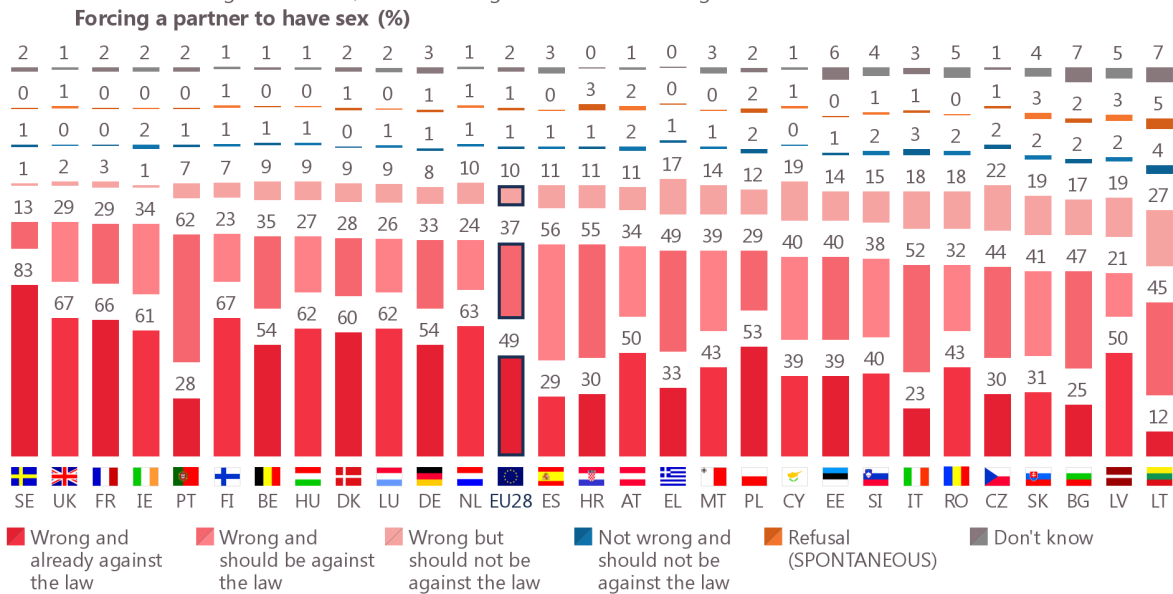
|  | Wrong and already against the law | Wrong and should be against the law | Wrong but should not be against the law | Not wrong and should not be against the law | Refusal (SPONTANEOUS) | Don't know | Total 'It is wrong' | Total 'It should not be against the law' |
|--|-----------------------------------|-------------------------------------|---|---|-----------------------|------------|---------------------|--|
| EU28   | 29                                | 49                                  | 16                                      | 2   | 1                     | 3          | 94                  | 18                                       |
|  <b>Gender</b>        |                                   |                                     |   |   |                       |            |                     |  |
| Man  | 31                                | 47                                  | 17                                      | 1   | 1                     | 3          | 95                  | 18                                       |
| Woman  | 28                                | 52                                  | 15                                      | 2   | 0                     | 3          | 95                  | 17                                       |
|  <b>Female by age</b> |                                   |                                     |   |   |                       |            |                     |  |
| 15-24  | 27                                | 54                                  | 16                                      | 1   | 0                     | 2          | 97                  | 17                                       |
| 25-39  | 30                                | 50                                  | 15                                      | 2   | 0                     | 3          | 95                  | 17                                       |
| 40-54  | 31                                | 52                                  | 13                                      | 1   | 1                     | 2          | 96                  | 14                                       |
| 55 +   | 25                                | 52                                  | 16                                      | 2   | 1                     | 4          | 93                  | 18                                       |
|  <b>Male by age</b>   |                                   |                                     |   |   |                       |            |                     |  |
| 15-24  | 34                                | 45                                  | 14                                      | 2   | 1                     | 4          | 93                  | 16                                       |
| 25-39  | 30                                | 48                                  | 18                                      | 1   | 1                     | 2          | 96                  | 19                                       |
| 40-54  | 33                                | 45                                  | 17                                      | 1   | 1                     | 3          | 95                  | 18                                       |
| 55 +   | 28                                | 48                                  | 17                                      | 2   | 1                     | 4          | 93                  | 19                                       |
| <b>Is domestic violence against women acceptable?</b>  |                                   |                                     |   |   |                       |            |                     |  |
| Yes  | 22                                | 37                                  | 23                                      | 9   | 3                     | 6          | 82                  | 32                                       |
| No   | 30                                | 50                                  | 16                                      | 1   | 1                     | 2          | 96                  | 17                                       |
| <b>Is domestic violence against men acceptable?</b>  |                                   |                                     |   |   |                       |            |                     |  |
| Yes  | 26                                | 38                                  | 23                                      | 6   | 2                     | 5          | 87                  | 29                                       |
| No   | 30                                | 50                                  | 15                                      | 1   | 1                     | 3          | 95                  | 16                                       |

## 2 Sexual violence against partners

Across the EU just over one in ten respondents think **forcing a partner to have sex** should not be illegal (11%), while 37% think it should be illegal and 49% say it is already against the law. At least four in five respondents in each country say this behaviour is wrong, ranging from 84% in Lithuania to 99% in Greece.

Lithuania is the only country where more than one quarter thinks forcing a partner to have sex should not be against the law (31%), followed by 24% in the Czech Republic, 21% in Italy, Latvia and Slovakia, and 20% in Romania. Just 2% of respondents in the UK and Sweden and 3% in France and Ireland think the same way.

**QB8.3** For each of the following situations, please tell me whether you think it is against the law or not. For each please tell whether you think it is wrong and is already against the law, it is wrong and should be against the law, it is wrong but should not be against the law, it is not wrong and should not be against the law.







Base: All respondents (N=27,818).

Countries ranked by the combined proportion saying it is wrong and is already or should be against the law.

The sociodemographic analysis reveals few differences between men and women based on age.

In addition, respondents who think domestic violence against women or men is acceptable are less likely to say forcing a partner to have sex is wrong, and less likely to say it should be against the law. For example, 33% of those who think domestic violence against women is acceptable say forcing a partner to have sex should not be against the law, compared to 10% of those who say domestic violence against women is not acceptable.

### QB8.3 Forcing a partner to have sex (% - EU)

|  | Wrong and already against the law | Wrong and should be against the law | Wrong but should not be against the law | Not wrong and should not be against the law | Refusal (SPONTANEOUS) | Don't know | Total 'It is wrong' | Total 'It should not be against the law' |
|--|-----------------------------------|-------------------------------------|---|---|-----------------------|------------|---------------------|--|
| EU28   | 49                                | 37                                  | 10                                      | 1   | 1                     | 2          | 96                  | 11                                       |
|  Gender             |                                   |                                     |   |   |                       |            |                     |  |
| Man  | 50                                | 35                                  | 11                                      | 1   | 1                     | 2          | 96                  | 12                                       |
| Woman  | 48                                | 39                                  | 9                                       | 1   | 1                     | 2          | 96                  | 10                                       |
|  Female by age      |                                   |                                     |   |   |                       |            |                     |  |
| 15-24  | 52                                | 38                                  | 8                                       | 1   | 0                     | 1          | 98                  | 9  |
| 25-39  | 53                                | 36                                  | 8                                       | 1   | 0                     | 2          | 97                  | 9  |
| 40-54  | 51                                | 37                                  | 8                                       | 1   | 1                     | 2          | 96                  | 9  |
| 55 +   | 42                                | 42                                  | 11                                      | 1   | 1                     | 3          | 95                  | 12                                       |
|  Male by age        |                                   |                                     |   |   |                       |            |                     |  |
| 15-24  | 55                                | 30                                  | 10                                      | 1   | 1                     | 3          | 95                  | 11                                       |
| 25-39  | 52                                | 33                                  | 10                                      | 2   | 1                     | 2          | 95                  | 12                                       |
| 40-54  | 51                                | 35                                  | 10                                      | 1   | 1                     | 2          | 96                  | 11                                       |
| 55 +   | 46                                | 37                                  | 12                                      | 1   | 1                     | 3          | 95                  | 13                                       |
|  Education (End of) |                                   |                                     |   |   |                       |            |                     |  |
| 15-  | 37                                | 45                                  | 12                                      | 2   | 1                     | 3          | 94                  | 14                                       |
| 16-19  | 47                                | 37                                  | 11                                      | 2   | 1                     | 2          | 95                  | 13                                       |
| 20+  | 58                                | 31                                  | 8                                       | 1   | 1                     | 1          | 97                  | 9  |
| Still studying   | 54                                | 35                                  | 8                                       | 1   | 0                     | 2          | 97                  | 9  |
| <b>Is domestic violence against women acceptable?</b>  |                                   |                                     |   |   |                       |            |                     |  |
| Yes  | 27                                | 33                                  | 23                                      | 10  | 3                     | 4          | 83                  | 33                                       |
| No   | 50                                | 37                                  | 9                                       | 1   | 1                     | 2          | 96                  | 10                                       |
| <b>Is domestic violence against men acceptable?</b>  |                                   |                                     |   |   |                       |            |                     |  |
| Yes  | 34                                | 38                                  | 18                                      | 6   | 1                     | 3          | 90                  | 24                                       |
| No   | 50                                | 37                                  | 9                                       | 1   | 1                     | 2          | 96                  | 10                                       |



### 3 Sexual harassment

This section considers the three scenarios relating to sexual harassment.

#### a. Unwanted emails or messages

Across the EU, 16% of respondents think **sending unwanted sexually explicit emails or messages** should not be against the law, while 32% already think this is illegal.

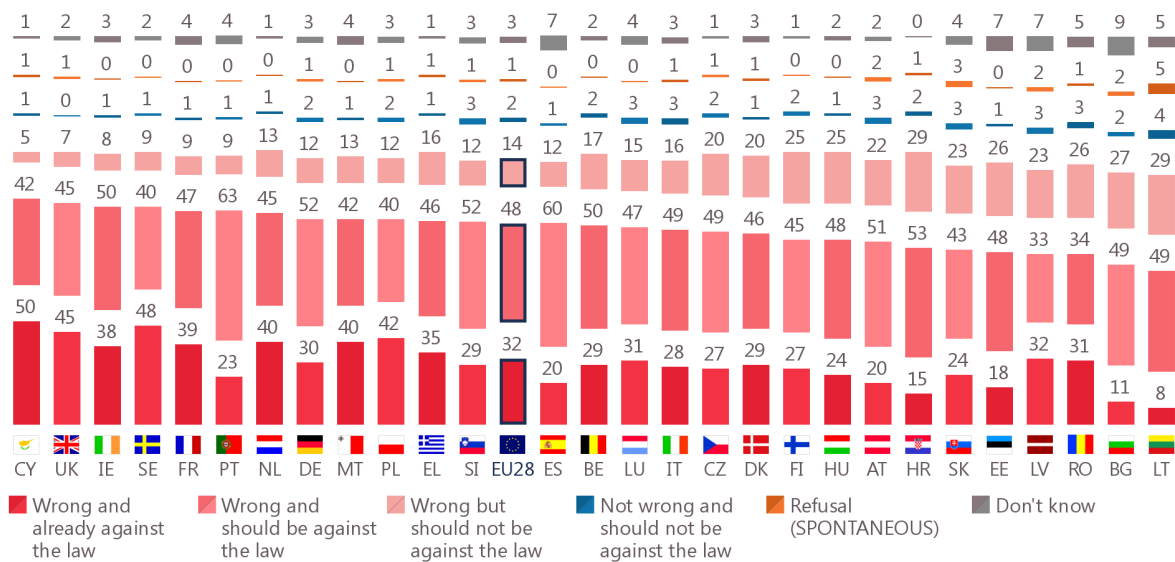
Lithuania (33%) is the only country where at least one third thinks this behaviour should not be against the law, followed by 31% in Croatia. This compares to just 6% in Cyprus, 7% in the UK and 9% in Ireland.

Half of all respondents in Cyprus (50%) think this behaviour is already against the law, as do 48% in Sweden and 45% in the UK.

The majority of respondents in all countries think sending unwanted sexually explicit emails or messages is wrong.

**QB8.4** For each of the following situations, please tell me whether you think it is against the law or not. For each please tell whether you think it is wrong and is already against the law, it is wrong and should be against the law, it is wrong but should not be against the law, it is not wrong and should not be against the law.

**Sending unwanted sexually explicit emails or messages (%)**



Base: All respondents (N=27.818)

Countries ranked by the combined proportion saying it is wrong and is already or should be against the law

b. Harassing women in the street

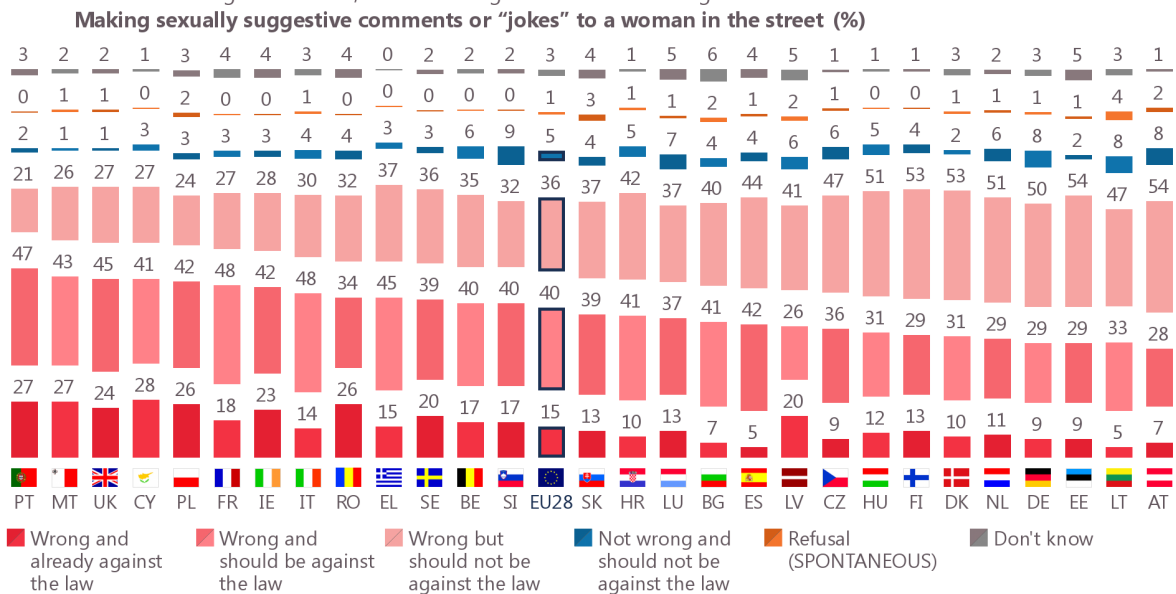
More than four in ten respondents across the EU say **making sexually suggestive comments or “jokes” to a woman in the street** should not be against the law (41%), while 40% say it should be illegal and 15% say it already is.

More than one in five respondents in each country think making these kinds of comments to women in the street should not be against the law, and in nine Member States more than half think this way. Respondents in Austria (62%), Germany (58%), the Netherlands and Finland (both 57%) are the most likely to think this should not be illegal, while those in Portugal (23%), Poland and Malta (both 27%) are the least likely to do so.

Nearly one in ten respondents in Slovenia (9%) say this behaviour is not wrong and should not be against the law, followed by Austria, Germany and Lithuania (all 8%).

The majority of respondents in all countries think making sexually suggestive comments or “jokes” to a woman in the street is wrong.

**QB8.5** For each of the following situations, please tell me whether you think it is against the law or not. For each please tell whether you think it is wrong and is already against the law, it is wrong and should be against the law, it is wrong but should not be against the law, it is not wrong and should not be against the law.



Base: All respondents (N=27.818).

Countries ranked by the combined proportion saying it is wrong and is already or should be against the law.

### c. Sexual harassment between colleagues

Almost one in five respondents across the EU thinks **touching a colleague in an inappropriate or unwanted way** should not be illegal (18%). More than four in ten (42%) think it should be illegal, while 37% say that it already is.

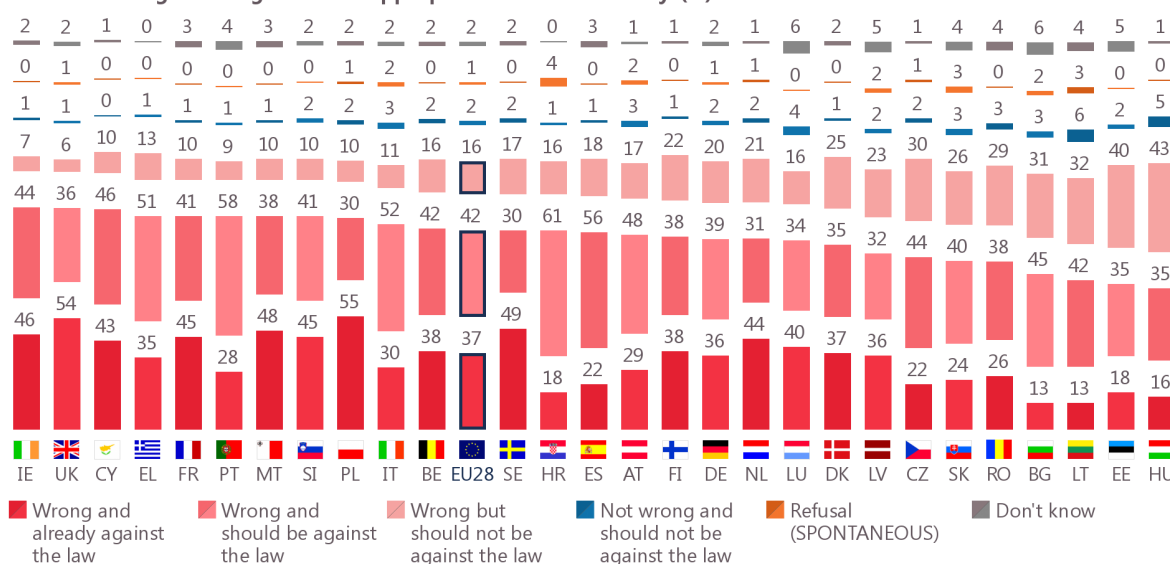
Respondents in Hungary (48%), Estonia (42%) and Lithuania (38%) are the most likely to say touching a colleague in an inappropriate or unwanted way should not be illegal, while those in the UK (7%) and Ireland (8%) are least likely to say this. Lithuania (6%) and Hungary (5%) are the only countries where at least one in twenty say this behaviour is not wrong and should not be against the law.

More than half of all respondents in Poland (55%) and the UK (54%) think this behaviour is already against the law.

A large majority in each country thinks this behaviour is wrong.

**QB8.6** For each of the following situations, please tell me whether you think it is against the law or not. For each please tell whether you think it is wrong and is already against the law, it is wrong and should be against the law, it is wrong but should not be against the law, it is not wrong and should not be against the law.

#### Touching a colleague in an inappropriate or unwanted way (%)






Base: All respondents (N=27.818).

Countries ranked by the combined proportion saying it is wrong and is already or should be against the law.

The sociodemographic analysis of these three options reveals very few differences by gender and age group.

Nevertheless, respondents who say domestic violence against women is common are less likely to say each of these three behaviours should not be illegal, compared to those who say this kind of violence against women is not common. For example, 39% who think domestic violence against women is common say making sexually suggestive comments should not be against the law, compared to 51% of those who say this kind of violence is not common. The same pattern applies for those who say domestic violence against men is or is not common – but only in the case of sexually suggestive comments.

For all three behaviours, those who consider domestic violence against men or women to be acceptable are less likely to say each behaviour is wrong, and more likely to say it should not be against the law. For instance, 78% of those who say domestic violence against women is acceptable say sending unwanted sexually explicit emails is wrong, compared to 95% of those who say this kind of violence is unacceptable. Furthermore, 32% of those who say this violence is acceptable say sending such emails should not be illegal, compared to 14% who say this violence is not acceptable.

| QB8   | Sending unwanted sexually explicit emails or messages (% - EU) |  | Making sexually suggestive comments or "jokes" to a woman in the street (% - EU) |  | Touching a colleague in an inappropriate or unwanted way (% - EU) |  |
|---|--|--|--|--|---|--|
|   | Total 'It is wrong'  | Total 'It should not be against the law' | Total 'It is wrong'  | Total 'It should not be against the law' | Total 'It is wrong'   | Total 'It should not be against the law' |
| EU28  | 94   | 16                                       | 91   | 41                                       | 95  | 18                                       |
|  Gender        |  |  |  |  |   |  |
| Man   | 94   | 17                                       | 91   | 42                                       | 95  | 19                                       |
| Woman   | 94   | 13                                       | 92   | 39                                       | 96  | 17                                       |
|  Female by age |  |  |  |  |   |  |
| 15-24   | 97   | 16                                       | 95   | 40                                       | 98  | 15                                       |
| 25-39   | 97   | 15                                       | 93   | 40                                       | 97  | 14                                       |
| 40-54   | 96   | 11                                       | 94   | 39                                       | 96  | 15                                       |
| 55 +  | 92   | 13                                       | 91   | 39                                       | 94  | 19                                       |
|  Male by age   |  |  |  |  |   |  |
| 15-24   | 95   | 21                                       | 91   | 42                                       | 96  | 15                                       |
| 25-39   | 95   | 21                                       | 91   | 44                                       | 96  | 18                                       |
| 40-54   | 94   | 16                                       | 92   | 43                                       | 94  | 18                                       |
| 55 +  | 92   | 15                                       | 90   | 42                                       | 94  | 21                                       |
| <b>Is domestic violence against women common?</b>   |  |  |  |  |   |  |
| Yes   | 95   | 13                                       | 93   | 39                                       | 96  | 16                                       |
| No  | 94   | 21                                       | 89   | 51                                       | 94  | 22                                       |
| <b>Is domestic violence against men common?</b>   |  |  |  |  |   |  |
| Yes   | 95   | 13                                       | 93   | 36                                       | 95  | 15                                       |
| No  | 95   | 16                                       | 92   | 44                                       | 96  | 19                                       |
| <b>Is domestic violence against women acceptable?</b>   |  |  |  |  |   |  |
| Yes   | 78   | 32                                       | 83   | 46                                       | 83  | 37                                       |
| No  | 95   | 14                                       | 92   | 41                                       | 96  | 17                                       |
| <b>Is domestic violence against men acceptable?</b>   |  |  |  |  |   |  |
| Yes   | 86   | 31                                       | 87   | 44                                       | 87  | 29                                       |
| No  | 95   | 14                                       | 93   | 41                                       | 96  | 17                                       |

### III. PERCEPTIONS ABOUT AND ATTITUDES TOWARDS GENDER-BASED VIOLENCE

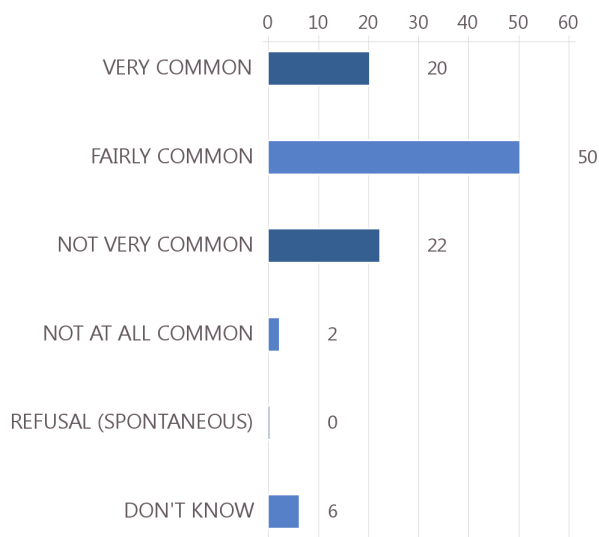
This section of the report considers the perceived prevalence of sexual harassment, as well as the places where respondents think violence against women is most likely to occur. Attitudes to violence against women are also explored, including the belief that women provoke the violence against them, or that they make up or exaggerate claims of sexual violence. Finally, there is a discussion as to whether sexual intercourse without consent is justifiable in a range of situations.

#### 1 Perceived prevalence of sexual harassment

##### - Seven out of ten say sexual harassment of women is common in their country -

One in five respondents say **sexual harassment against women is very common in their country** (20%), and a further 50% say it is fairly common<sup>20</sup>. Almost one quarter (24%) say it is uncommon: 22% say it is not very common and just 2% that it is not common at all.

**QB7** In general, how common do you think sexual harassment against women is in (OUR COUNTRY)?  
(% - EU)



Base: All respondents (N=27.818).

<sup>20</sup> QB7 In general, how common do you think sexual harassment against women is in (OUR COUNTRY)? Very common; Fairly common; Not very common; Not at all common; Refusal (SPONTANEOUS); Don't Know.

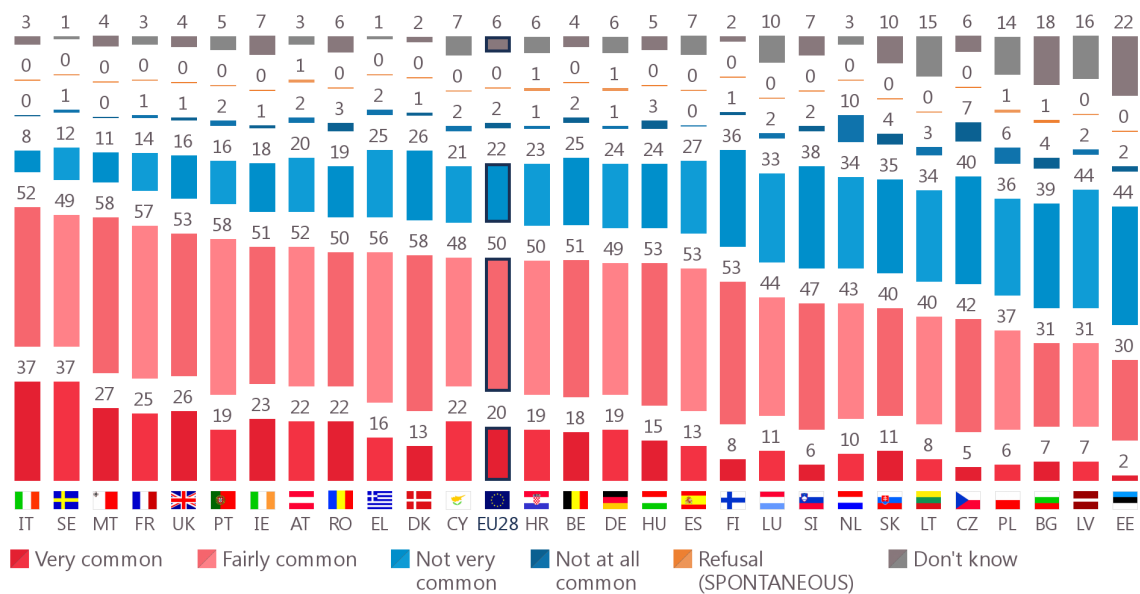
Although seven out of ten respondents across the EU say sexual harassment against women is common, this result masks a wide range of opinion between individual countries. At least eight out of ten respondents in Italy (89%), Sweden (86%), Malta (85%) and France (82%) say this kind of harassment is common, compared to 32% in Estonia and 38% in Bulgaria and Latvia.

Overall, the majority of respondents in 22 Member States say sexual harassment against women is common.

Respondents in Italy, Sweden (both 37%), Malta (27%) and the UK (26%) are the most likely to say this kind of harassment is very common, compared to just 2% of those in Estonia and 5% in the Czech Republic. Respondents in Malta, Portugal, Denmark (all 58%) and France (57%) are the most likely to say it is fairly common.

Respondents in Estonia, Latvia (both 44%) and the Czech Republic (40%) are the most likely to say sexual harassment against women is not very common, while the Netherlands is the only country where at least one in ten say it is not common at all (10%).

**QB7** In general, how common do you think sexual harassment against women is in (OUR COUNTRY)? (%)






Base: All respondents (N=27.818). Countries ranked by the combined proportion answering very or fairly common.

The sociodemographic analysis shows women are more likely than men to say sexual harassment against women is common (76% vs 65%). Furthermore, women in each age group are more likely to say sexual harassment against women is common in their country, when compared to men of the same age. For example, 69% of men aged 15-24 say this, compared to 82% of women in the same age group. For both men and women, it is the youngest respondents who are the most likely to say this kind of harassment is common.

Respondents who think domestic violence against men or women is common are more likely to say sexual harassment against women is common in their country. For example, 83% of those who say domestic violence against women is common in their country also say this about sexual harassment of women, compared to 35% who say this domestic violence against women is uncommon.

**QB7** In general, how common do you think sexual harassment against women is in (OUR COUNTRY)?

|  | Very common | Fairly common | Not very common | Not at all common | Refusal (SPONTANEOUS) | Don't know | Total 'Common' | Total 'Not common' |
|--|-------------|---------------|-----------------|-------------------|-----------------------|------------|----------------|--------------------|
| EU28   | 20          | 50            | 22              | 2                 | 0                     | 6          | 70             | 24                 |
|  <b>Gender</b>        |             |               |                 |                   |                       |            |                |                    |
| Man  | 16          | 49            | 26              | 3                 | 0                     | 6          | 65             | 29                 |
| Woman  | 24          | 52            | 18              | 1                 | 0                     | 5          | 76             | 19                 |
|  <b>Female by age</b> |             |               |                 |                   |                       |            |                |                    |
| 15-24  | 30          | 52            | 15              | 1                 | 0                     | 2          | 82             | 16                 |
| 25-39  | 24          | 53            | 18              | 1                 | 0                     | 4          | 77             | 19                 |
| 40-54  | 26          | 51            | 18              | 1                 | 0                     | 4          | 77             | 19                 |
| 55 +   | 21          | 52            | 18              | 1                 | 0                     | 8          | 73             | 19                 |
|  <b>Male by age</b>   |             |               |                 |                   |                       |            |                |                    |
| 15-24  | 18          | 51            | 23              | 2                 | 1                     | 5          | 69             | 25                 |
| 25-39  | 17          | 47            | 28              | 2                 | 0                     | 6          | 64             | 30                 |
| 40-54  | 17          | 49            | 27              | 3                 | 0                     | 4          | 66             | 30                 |
| 55 +   | 15          | 49            | 26              | 3                 | 0                     | 7          | 64             | 29                 |
| <b>Is domestic violence against women common?</b>  |             |               |                 |                   |                       |            |                |                    |
| Yes  | 26          | 57            | 13              | 1                 | 0                     | 3          | 83             | 14                 |
| No   | 3           | 32            | 54              | 6                 | 0                     | 5          | 35             | 60                 |
| <b>Is domestic violence against men common?</b>  |             |               |                 |                   |                       |            |                |                    |
| Yes  | 31          | 55            | 10              | 1                 | 0                     | 3          | 86             | 11                 |
| No   | 17          | 49            | 28              | 2                 | 0                     | 4          | 66             | 30                 |

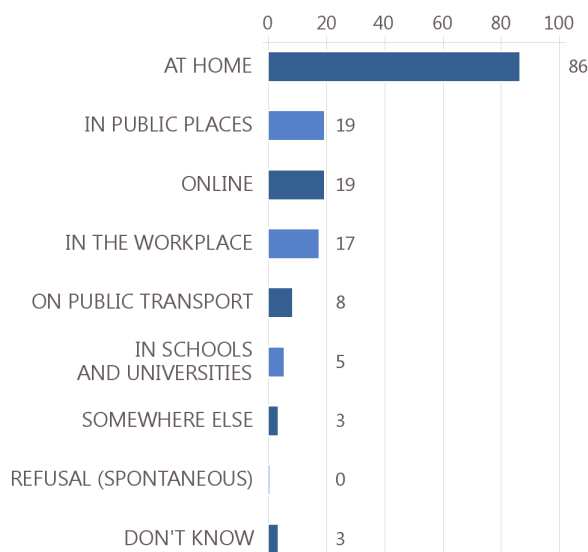
## 2 Where is violence against women more likely to occur

### - A large majority think violence against women is more likely to occur at home -

Respondents were asked where they thought violence against women was more likely to occur<sup>21</sup>. **At home** is by far the most common answer (86%), and the only place mentioned by more than one in five respondents.

Almost one in five says violence against women is more likely to occur **in public places**, or **online** (both 19%), while almost as many mention **the workplace** (17%). Fewer than one in ten think this kind of violence is most likely to occur **on public transport** (8%), **in schools and universities** (5%) or **somewhere else** (3%).

**QB6** In your view, is violence against women more likely to occur...  
(MAX. 2 ANSWERS)  
(% - EU)



Base: All respondents (N=27.818).

The majority of respondents in all countries say violence against women is more likely to occur at **home**, and this is the most mentioned option in each Member State. Respondents in Malta (96%) are the most likely to mention at home, followed by those in Sweden, Portugal, Lithuania and Denmark (all 95%). At the other end of the scale 73% of respondents in Hungary and 74% in Austria mention at home.

Respondents in Hungary are the most likely to say violence against women is more likely to occur in **public places** (41%), followed by those in Austria (32%), Finland and Italy (both 27%). In contrast, 6% in Cyprus and 8% in Malta and Spain mention public places.

At least half of all respondents in the Netherlands and Sweden (both 55%) say violence against women is more likely to occur **online**, followed by 40% of those in Denmark and 32% in Finland. In contrast, 8% of respondents in Hungary and Romania and 9% in Bulgaria and Portugal say the same.

<sup>21</sup> QB6 In your view, is violence against women more likely to occur... (MAX. 2 ANSWERS): At home; In public places; Online; In the workplace; On public transport; In schools and universities; Somewhere else; Refusal (SPONTANEOUS); Don't Know.



Greece (46%), Cyprus (42%) and Italy (33%) are the only Member States where at least one third of respondents say violence against women is more likely to occur **in the workplace**. This compares to just 4% of respondents in Sweden and 5% in Lithuania.

Respondents in France (27%) are much more likely to mention **public transport**, compared to those in other countries. In fact, the Netherlands (12%) and Luxembourg (10%) are the only other countries where at least one in ten mention public transport. No respondents in Spain mention this.

Respondents in Austria and Romania are the most likely to say violence against women is more likely to occur in **schools and universities** (both 9%), while those in Hungary are the most likely to mention somewhere else (10%).

**QB6** In your view, is violence against women more likely to occur... (MAX. 2 ANSWERS)  
(%)

|      |  | At home | In public places | Online | In the workplace | On public transport | In schools and universities | Somewhere else | Refusal (SPONTANEOUS) | Don't know |
|------|--|---------|------------------|--------|------------------|---------------------|-----------------------------|----------------|-----------------------|------------|
| EU28 |  | 86      | 19               | 19     | 17               | 8                   | 5                           | 3              | 0                     | 3          |
| BE   |  | 80      | 22               | 27     | 19               | 9                   | 5                           | 4              | 0                     | 3          |
| BG   |  | 83      | 18               | 9      | 17               | 3                   | 4                           | 7              | 1                     | 4          |
| CZ   |  | 90      | 25               | 14     | 14               | 4                   | 4                           | 7              | 0                     | 2          |
| DK   |  | 95      | 19               | 40     | 7                | 2                   | 2                           | 2              | 0                     | 1          |
| DE   |  | 85      | 24               | 21     | 10               | 6                   | 2                           | 5              | 0                     | 4          |
| EE   |  | 86      | 25               | 29     | 8                | 1                   | 3                           | 5              | 0                     | 4          |
| IE   |  | 92      | 18               | 20     | 8                | 3                   | 3                           | 2              | 0                     | 2          |
| EL   |  | 81      | 22               | 18     | 46               | 4                   | 7                           | 5              | 0                     | 1          |
| ES   |  | 93      | 8                | 14     | 19               | 0                   | 7                           | 1              | 0                     | 3          |
| FR   |  | 87      | 18               | 19     | 21               | 27                  | 5                           | 1              | 0                     | 2          |
| HR   |  | 86      | 14               | 14     | 29               | 5                   | 4                           | 2              | 0                     | 5          |
| IT   |  | 78      | 27               | 11     | 33               | 8                   | 6                           | 7              | 0                     | 3          |
| CY   |  | 90      | 6                | 27     | 42               | 1                   | 4                           | 3              | 0                     | 1          |
| LV   |  | 86      | 16               | 19     | 8                | 4                   | 3                           | 2              | 0                     | 6          |
| LT   |  | 95      | 21               | 14     | 5                | 1                   | 4                           | 7              | 0                     | 1          |
| LU   |  | 91      | 16               | 20     | 15               | 10                  | 4                           | 3              | 0                     | 2          |
| HU   |  | 73      | 41               | 8      | 16               | 7                   | 6                           | 10             | 0                     | 3          |
| MT   |  | 96      | 8                | 22     | 22               | 1                   | 1                           | 3              | 0                     | 1          |
| NL   |  | 85      | 20               | 55     | 8                | 12                  | 4                           | 2              | 0                     | 1          |
| AT   |  | 74      | 32               | 17     | 12               | 9                   | 9                           | 9              | 1                     | 5          |
| PL   |  | 85      | 10               | 14     | 17               | 2                   | 4                           | 1              | 1                     | 5          |
| PT   |  | 95      | 11               | 9      | 16               | 1                   | 5                           | 4              | 0                     | 2          |
| RO   |  | 87      | 18               | 8      | 13               | 9                   | 9                           | 3              | 0                     | 1          |
| SI   |  | 92      | 12               | 15     | 27               | 2                   | 3                           | 6              | 0                     | 1          |
| SK   |  | 84      | 16               | 13     | 19               | 2                   | 3                           | 4              | 0                     | 5          |
| FI   |  | 87      | 27               | 32     | 11               | 3                   | 2                           | 4              | 0                     | 2          |
| SE   |  | 95      | 15               | 55     | 4                | 1                   | 5                           | 2              | 0                     | 0          |
| UK   |  | 93      | 15               | 20     | 10               | 5                   | 2                           | 1              | 0                     | 2          |

Highest percentage per country

Lowest percentage per country

Highest percentage per item

Lowest percentage per item




Base: All respondents (N=27.818).

The sociodemographic analysis highlights the following:

- For each age group, women are slightly more likely than men to say violence against women is more likely to occur at home, especially for younger age groups. For example, 84% of women aged 15-24 mention at home, compared to 78% of men aged 15-24.
- Respondents who think domestic violence against women is common are more likely to mention at home compared to those who say it is not common (89% v s 80%).

In addition, those who say domestic violence against women is acceptable are less likely to mention at home or online, but more likely to mention in public places, when compared to respondents who say this is not acceptable. The same pattern applies comparing those who say domestic violence against women is acceptable with those who say it is not. For example, 87% of those who say domestic violence against women is not acceptable say violence against women is more likely to occur at home, compared to 64% of those who say this kind of violence is acceptable. Respondents who think domestic violence against women is acceptable are more likely to mention the workplace, compared to those who say it is not acceptable (23% vs. 17%).

**QB6** In your view, is violence against women more likely to occur... (MAX. 2 ANSWERS)  
(% - EU)

|  | At home | In the workplace | In schools and universities | In public places | On public transport | Online | Somewhere else | Refusal (SPONTANEOUS) | Don't know |
|--|---------|------------------|-----------------------------|------------------|---------------------|--------|----------------|-----------------------|------------|
| EU28   | 86      | 17               | 5                           | 19               | 8                   | 19     | 3              | 0                     | 3          |
|  <b>Gender</b>        |         |                  |                             |                  |                     |        |                |                       |            |
| Man  | 84      | 17               | 4                           | 19               | 8                   | 20     | 3              | 0                     | 3          |
| Woman  | 88      | 18               | 5                           | 19               | 8                   | 18     | 3              | 0                     | 2          |
|  <b>Female by age</b> |         |                  |                             |                  |                     |        |                |                       |            |
| 15-24  | 84      | 15               | 9                           | 18               | 10                  | 28     | 4              | 0                     | 3          |
| 25-39  | 88      | 19               | 4                           | 19               | 6                   | 19     | 4              | 0                     | 2          |
| 40-54  | 90      | 19               | 4                           | 19               | 9                   | 19     | 3              | 0                     | 1          |
| 55+  | 88      | 18               | 5                           | 19               | 7                   | 13     | 3              | 0                     | 3          |
|  <b>Male by age</b>   |         |                  |                             |                  |                     |        |                |                       |            |
| 15-24  | 78      | 15               | 8                           | 19               | 8                   | 28     | 3              | 1                     | 3          |
| 25-39  | 84      | 14               | 4                           | 18               | 9                   | 23     | 3              | 0                     | 3          |
| 40-54  | 88      | 18               | 3                           | 18               | 8                   | 19     | 3              | 0                     | 2          |
| 55+  | 85      | 18               | 4                           | 19               | 9                   | 16     | 3              | 0                     | 4          |
| <b>Is domestic violence against women common?</b>  |         |                  |                             |                  |                     |        |                |                       |            |
| Yes  | 89      | 19               | 5                           | 19               | 8                   | 19     | 3              | 0                     | 2          |
| No   | 80      | 14               | 4                           | 20               | 9                   | 20     | 4              | 0                     | 4          |
| <b>Is domestic violence against women acceptable?</b>  |         |                  |                             |                  |                     |        |                |                       |            |
| Yes  | 64      | 23               | 9                           | 26               | 8                   | 9      | 4              | 1                     | 1          |
| No   | 87      | 17               | 4                           | 19               | 8                   | 19     | 3              | 0                     | 2          |
| <b>Is domestic violence against men acceptable?</b>  |         |                  |                             |                  |                     |        |                |                       |            |
| Yes  | 72      | 21               | 9                           | 24               | 10                  | 12     | 5              | 1                     | 2          |
| No   | 87      | 18               | 4                           | 19               | 8                   | 19     | 3              | 0                     | 2          |

### 3 Attitudes towards violence against women

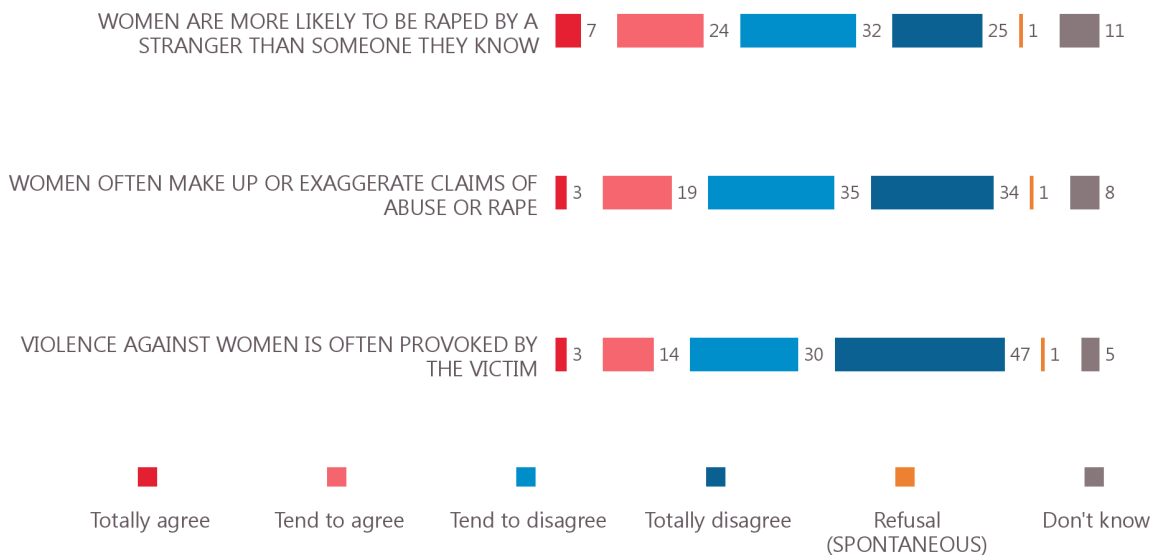
#### - Almost one third agree women are more likely to be raped by a stranger than someone they know -

Respondents were asked the extent to which they agreed or disagreed with three statements about violence towards women<sup>22</sup>. Almost one third (31%) agree **women are more likely to be raped by a stranger than someone they know**, while 22% agree **women often make up or exaggerate claims of abuse or rape**, and 17% agree **violence against women is often provoked by the victim**. In all cases, fewer than one in ten totally agree.

For each statement, however, the majority of respondents disagree.

These results for each statement will be discussed in more detail in the following sections.

**QB9** Please tell me to what extent you agree or disagree with the following statements?  
(% - EU)



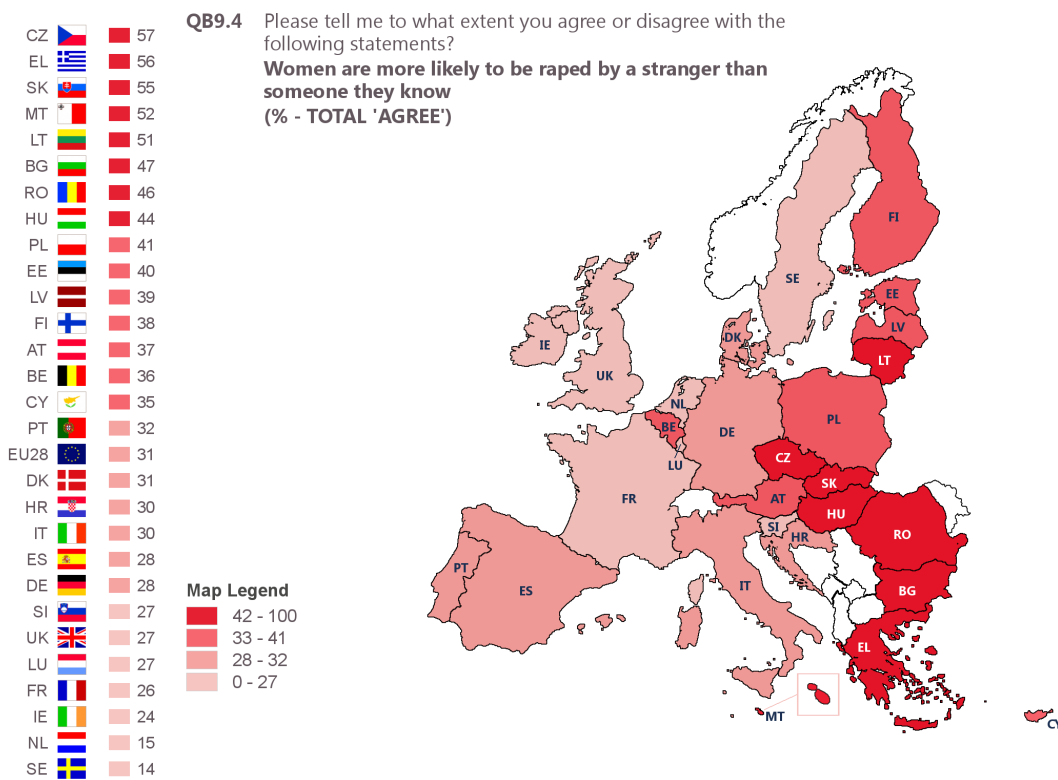
Base: All respondents (N=27.818).

<sup>22</sup> QB9 Please tell me to what extent you agree or disagree with the following statements? 9.1 Women often make up or exaggerate claims of abuse or rape; 9.2 Violence against women is often provoked by the victim; 9.4 women are more likely to be raped by a stranger than someone they know. Totally agree; Tend to agree; Tend to disagree; Totally disagree; Refusal (SPONTANEOUS); Don't Know.

a. Identity of sexual violence perpetrators

Across the EU almost one third of respondents (31%) agree **women are more likely to be raped by a stranger than someone they know**, but there is a wide variation between individual Member States. There are only five countries where the majority agrees: the Czech Republic (57%), Greece (56%), Slovakia (55%), Malta (52%) and Lithuania (51%). This compares to just 14% in Sweden and 15% of respondents in the Netherlands.

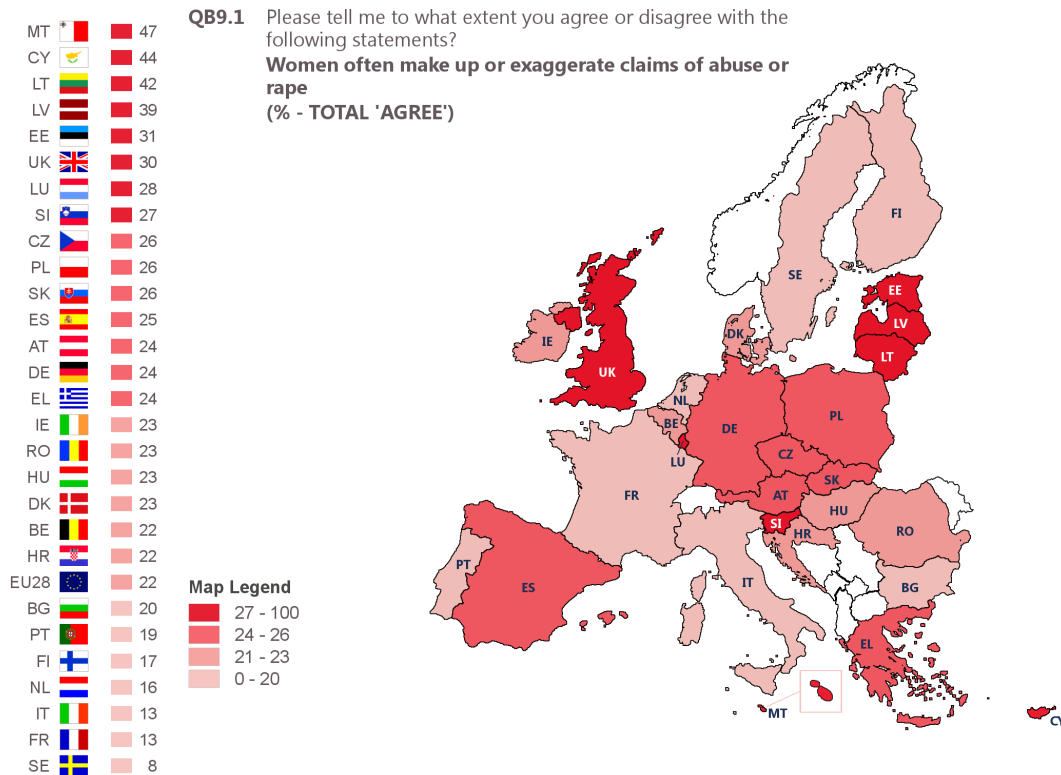
The map illustrates respondents in Eastern areas of the EU are the most likely to agree women are more likely to be raped by strangers than by someone they know.



Base: All respondents (N=27.818).

b. Abuse or rape claims

More than one in five respondents (22%) across the EU agree **women often make up or exaggerate claims of abuse or rape**, although once again this figure masks a wide variation between countries. Respondents in Malta (47%), Cyprus (44%) and Lithuania (42%) are the most likely to agree this is the case, compared to just 8% in Sweden and 13% in France and Italy.

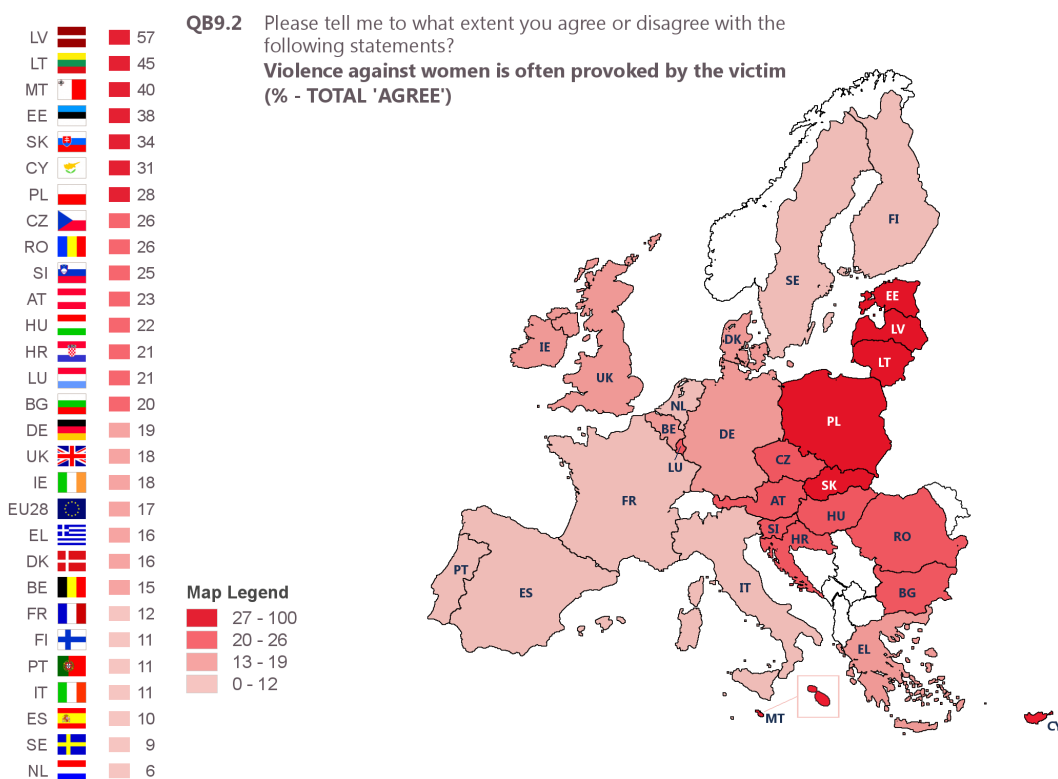


Base: All respondents (N=27.818).

### c. Victims' role

Almost one in five respondents in the EU (17%) agrees **violence against women is often provoked by the victim**, but once again there is a large variation across individual Member States. Latvia is the only country where more than half agrees (57%), followed by 45% in Lithuania and 40% in Malta. At the other end of the scale, just 6% of respondents in the Netherlands and 9% in Sweden also agrees violence against women is often provoked by the victim.

The map illustrates respondents in Eastern areas of the EU are the most likely to agree violence against women is often provoked by the victim.



Base: All respondents (N=27.818).





Sociodemographic analysis for these three statements shows men are slightly more likely than women to agree women often make up or exaggerate claims of abuse or rape (25% vs. 20%), but the differences for the other statements is smaller (four percentage points in both cases).

There are several interesting differences between the genders across different age groups:

- 40-54 year-old men are more likely than women of the same age to agree women make up or exaggerate claims of abuse or rape (23% vs. 16%), or that violence against women often being provoked by the victim (18% vs. 12%), compared to women of the same age group.
- The largest age based differences between the genders relate to the idea that women are more likely to be raped by a stranger than by someone they know. In each age group men are more likely to agree with this compared to women, although the differences are largest for those under 40. For example, 40% of men aged 15-24 agree compared to 29% of women in the same age group.
- Women aged 55+ are the most likely to agree with each statement, compared to younger women. Men aged 15-24 are more likely than older men to agree women are more likely to be raped by a stranger (40% vs. 29%-34%), but there are no notable differences between men of different ages for the other statements.

The longer a respondent remained in education, the less likely they are to agree with each statement, with the largest differences between those with the highest education levels and those who completed education prior to age 20.

Respondents who think domestic violence against women – or men – is acceptable are more likely to agree with each of these statements than those who say this violence is not acceptable. For example, 54% of those who say domestic violence against women is acceptable agree women often make up or exaggerate claims of abuse or rape, compared to 21% of those that say this behaviour is not acceptable.

| QB9  | Women are more likely to be raped by a stranger than someone they know (% - EU) | Women often make up or exaggerate claims of abuse or rape (% - EU) | Violence against women is often provoked by the victim (% - EU) |                  |               |                  |
|--|---|--|---|------------------|---------------|------------------|
|  | Total 'Agree'   | Total 'Disagree'   | Total 'Agree'   | Total 'Disagree' | Total 'Agree' | Total 'Disagree' |
| EU28   | 31  | 57   | 22  | 69               | 17            | 77               |
|  Gender               |   |  |   |                  |               |                  |
| Man  | 34  | 53   | 25  | 65               | 19            | 73               |
| Woman  | 30  | 59   | 20  | 73               | 15            | 80               |
|  Female by age        |   |  |   |                  |               |                  |
| 15-24  | 29  | 61   | 18  | 77               | 13            | 82               |
| 25-39  | 28  | 62   | 17  | 78               | 12            | 85               |
| 40-54  | 25  | 66   | 16  | 78               | 12            | 85               |
| 55 +   | 32  | 53   | 23  | 68               | 20            | 72               |
|  Male by age        |   |  |   |                  |               |                  |
| 15-24  | 40  | 47   | 22  | 67               | 16            | 76               |
| 25-39  | 34  | 53   | 22  | 67               | 15            | 78               |
| 40-54  | 29  | 60   | 23  | 66               | 18            | 75               |
| 55 +   | 34  | 52   | 27  | 61               | 21            | 70               |
|  Education (End of) |   |  |   |                  |               |                  |
| 15-  | 36  | 50   | 27  | 62               | 22            | 69               |
| 16-19  | 34  | 54   | 24  | 67               | 19            | 74               |
| 20+  | 24  | 65   | 17  | 75               | 12            | 83               |
| Still studying   | 32  | 56   | 18  | 75               | 12            | 83               |
| <b>Is domestic violence against women acceptable?</b>  |   |  |   |                  |               |                  |
| Yes  | 45  | 44   | 54  | 39               | 49            | 46               |
| No   | 31  | 57   | 21  | 71               | 16            | 78               |
| <b>Is domestic violence against men acceptable?</b>  |   |  |   |                  |               |                  |
| Yes  | 44  | 46   | 43  | 51               | 39            | 58               |
| No   | 31  | 57   | 21  | 71               | 16            | 78               |



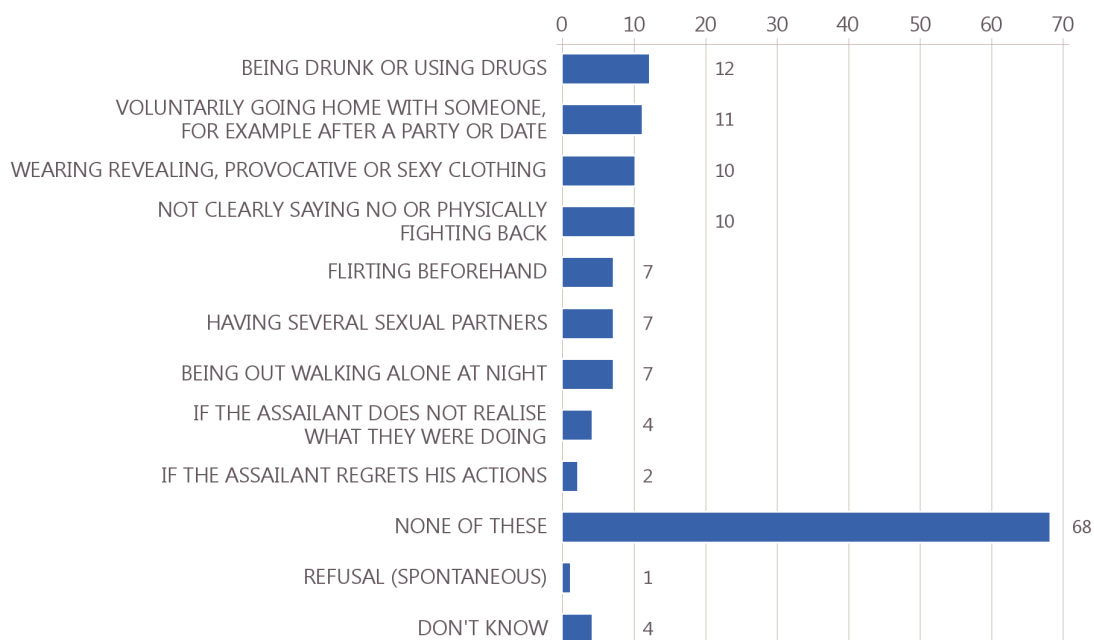
## 4 Whether circumstances ever justify sexual intercourse without consent

### - More than two thirds say having sexual intercourse without consent is not justified in a range of circumstances -

Respondents were asked whether **having sexual intercourse without consent was justified** in nine different circumstances<sup>23</sup>. At least one in ten respondents think intercourse without consent **is justified if the person is drunk or using drugs (12%), voluntarily goes home with someone (11%), wears revealing, provocative or sexy clothing or doesn't clearly say no or physically fight back (both 10%)**.

Fewer than one in ten mention each of the other possible scenarios, with respondents least likely to say intercourse without consent is justified if the assailant regrets his action (2%).

**QB10** Some people believe that having sexual intercourse without consent may be justified in certain situations. Do you think this applies to the following circumstances? (MULTIPLE ANSWERS POSSIBLE)  
(% - EU)



Base: All respondents (N=27.818).

<sup>23</sup> QB10 Some people believe that having sexual intercourse without consent may be justified in certain situations. Do you think this applies to the following circumstances? (MULTIPLE ANSWERS POSSIBLE): Wearing revealing, provocative or sexy clothing; Being drunk or using drugs; Flirting beforehand; Not clearly saying no or physically fighting back; Being out walking alone at night; Having several sexual partners; Voluntarily going home with someone, for example after a party or date; If the assailant does not realise what they were doing; If the assailant regrets his actions; None of these; Refusal (SPONTANEOUS); Don't Know.

In 16 Member States, respondents are most likely to say being **drunk or using drugs** justifies sexual intercourse without consent, with those in Romania (30%), Hungary (24%), Bulgaria (21%) and Latvia (20%) the most likely to think this way. This compares to 2% of respondents in Sweden, Finland, Spain and Denmark. Overall, at least one in ten respondents in 21 countries thinks intercourse without consent is justified in this circumstance.

At least one in five respondents in Romania (26%), Hungary and Latvia (both 20%) say intercourse without consent is justified if a person **voluntarily goes home with someone**. Just three percent of respondents in Sweden and Spain think this way. This is the most mentioned circumstance by respondents in six Member States, and overall at least one in ten in 19 Member States think intercourse without consent is justified in this circumstance.

Respondents in Romania (25%) are the most likely to say that sexual intercourse without consent is justified if the person is **wearing revealing, provocative or sexy clothing**, followed by those in Hungary (21%) and Malta (20%). Just 2% of those in Sweden, Spain and Denmark think the same way. At least one in ten respondents in 18 Member States thinks intercourse without consent is justified in this condition.

At least one in ten respondents in 17 Member States thinks sexual intercourse without consent is justified if the person does not **clearly say no or physically fight back**. Respondents in Romania (22%), the Czech Republic (19%), Bulgaria and Greece (both 16%) are the most likely to think this way, while those in Spain (3%) and Sweden (4%) are the least likely to do so.

Respondents in Hungary are the most likely to say intercourse without consent is justified if the person was **flirting beforehand** (19%), followed by those in Romania and the Czech Republic (both 17%). Respondents in Hungary are also the most likely to say intercourse without consent is justified or if the person was **out walking alone at night** (18%), followed by those in Romania (16%) and Portugal (15%).

Respondents in Romania (20%) and Hungary (18%) are the most likely to say having **several sexual partners** is justification for intercourse without consent, while those in Romania (11%) and France (10%) say this behaviour is justified if the **assailant doesn't realise what they were doing**.

Except for Belgium (5%), fewer than one in twenty in any country consider **regret** on the part of the assailant as a justification for sexual intercourse without consent.

Sweden (6%) and Spain (8%) are the only countries where less than one in ten thinks at least one of these situations justifies sexual intercourse without consent. In 23 Member States at least one in five thinks at least one of these situations justifies intercourse without consent.

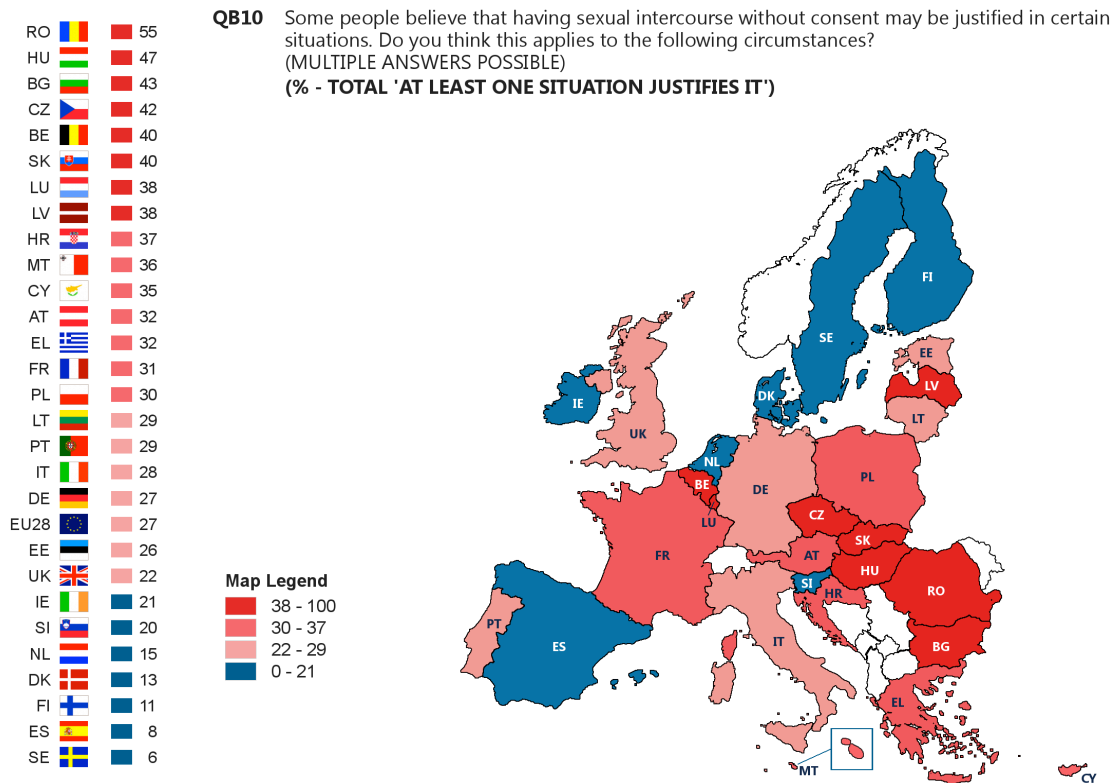
**QB10** Some people believe that having sexual intercourse without consent may be justified in certain situations. Do you think this applies to the following circumstances? (MULTIPLE ANSWERS POSSIBLE)  
(%)

|      |  | Being drunk or using drugs | Voluntarily going home with someone, for example after a party or date | Wearing revealing, provocative or sexy clothing | Not clearly saying no or physically fighting back | Flirting beforehand | Having several sexual partners | Being out walking alone at night | If the assailant does not realise what they were doing | If the assailant regrets his actions | None of these | Refusal (SPONTANEOUS) | Don't know |
|------|--|----------------------------|--|---|---|---------------------|--------------------------------|----------------------------------|--|--------------------------------------|---------------|-----------------------|------------|
| EU28 |  | 12                         | 11   | 10  | 10  | 7                   | 7                              | 7                                | 4  | 2                                    | 68            | 1                     | 4          |
| BE   |  | <b>18</b>                  | 16   | 15  | 14  | 11                  | 11                             | 12                               | 8  | <b>5</b>                             | 57            | 0                     | 2          |
| BG   |  | <b>21</b>                  | 17   | 13  | 16  | 14                  | 5                              | 8                                | 8  | <b>2</b>                             | 49            | 1                     | 7          |
| CZ   |  | 12                         | 18   | 10  | <b>19</b>   | 17                  | 10                             | 9                                | 3  | <b>2</b>                             | 54            | 1                     | 2          |
| DK   |  | <b>2</b>                   | <b>7</b>   | <b>2</b>  | 6   | 4                   | 2                              | <b>1</b>                         | 2  | <b>1</b>                             | 83            | 1                     | 2          |
| DE   |  | 9                          | 13   | 9   | <b>14</b>   | 7                   | 6                              | 4                                | 2  | <b>1</b>                             | 67            | 1                     | 5          |
| EE   |  | <b>13</b>                  | 11   | 10  | 11  | 8                   | 4                              | 4                                | 3  | <b>1</b>                             | 67            | 1                     | 6          |
| IE   |  | <b>11</b>                  | 9  | 9   | 8   | 7                   | 7                              | 7                                | <b>3</b>   | <b>3</b>                             | 76            | 0                     | 3          |
| EL   |  | 11                         | 15   | 11  | <b>16</b>   | 8                   | 8                              | 4                                | 2  | <b>1</b>                             | 67            | 0                     | 1          |
| ES   |  | <b>2</b>                   | <b>3</b>   | <b>2</b>  | <b>3</b>  | <b>2</b>            | <b>1</b>                       | <b>1</b>                         | <b>1</b>   | <b>0</b>                             | 89            | 1                     | 2          |
| FR   |  | 15                         | 7  | <b>16</b>                                       | 12  | 6                   | 8                              | 9                                | 10   | 3                                    | 64            | 0                     | 4          |
| HR   |  | <b>19</b>                  | 11   | 16  | 9   | 15                  | 6                              | 4                                | 5  | <b>2</b>                             | 54            | 1                     | 8          |
| IT   |  | 14                         | <b>15</b>  | 10  | 7   | 6                   | 7                              | 10                               | 4  | <b>1</b>                             | 69            | 1                     | 2          |
| CY   |  | <b>18</b>                  | 15   | 15  | 14  | 9                   | 9                              | 5                                | 4  | <b>2</b>                             | 64            | 0                     | 1          |
| LV   |  | <b>20</b>                  | <b>20</b>  | 16  | 11  | 13                  | 8                              | 12                               | 4  | <b>3</b>                             | 56            | 1                     | 6          |
| LT   |  | <b>14</b>                  | 12   | 10  | 10  | 12                  | 8                              | 7                                | 3  | <b>2</b>                             | 66            | 1                     | 5          |
| LU   |  | <b>17</b>                  | 15   | <b>17</b>                                       | 15  | 7                   | 10                             | 10                               | 9  | <b>2</b>                             | 58            | 1                     | 3          |
| HU   |  | <b>24</b>                  | 20   | 21  | 14  | <b>19</b>           | 18                             | <b>18</b>                        | 4  | <b>3</b>                             | 50            | 1                     | 2          |
| MT   |  | 18                         | 13   | <b>20</b>                                       | 11  | 13                  | 11                             | 5                                | 5  | <b>3</b>                             | 62            | 0                     | 1          |
| NL   |  | 5                          | 7  | 6   | <b>8</b>  | 7                   | 4                              | 4                                | 4  | <b>2</b>                             | 84            | 0                     | 0          |
| AT   |  | <b>15</b>                  | 11   | 9   | 12  | 6                   | 10                             | 8                                | 6  | <b>4</b>                             | 62            | 3                     | 3          |
| PL   |  | <b>12</b>                  | 10   | 10  | 9   | 7                   | 7                              | 9                                | 3  | <b>2</b>                             | 62            | 1                     | 7          |
| PT   |  | <b>19</b>                  | 15   | 12  | 10  | 5                   | 13                             | 15                               | 3  | <b>1</b>                             | 66            | 0                     | 4          |
| RO   |  | <b>30</b>                  | <b>26</b>  | <b>25</b>                                       | <b>22</b>   | 17                  | <b>20</b>                      | 16                               | <b>11</b>  | <b>4</b>                             | 40            | 0                     | 4          |
| SI   |  | <b>8</b>                   | <b>8</b>   | 7   | 5   | 4                   | 4                              | 4                                | 3  | <b>1</b>                             | 76            | 2                     | 3          |
| SK   |  | 14                         | 14   | <b>16</b>                                       | 13  | 13                  | 10                             | 9                                | 6  | <b>3</b>                             | 53            | 3                     | 5          |
| FI   |  | <b>2</b>                   | <b>7</b>   | 3   | 6   | 4                   | 4                              | 2                                | <b>1</b>   | <b>0</b>                             | 88            | 0                     | 1          |
| SE   |  | <b>2</b>                   | 3  | <b>2</b>  | <b>4</b>  | <b>2</b>            | <b>2</b>                       | <b>2</b>                         | 3  | <b>2</b>                             | 93            | 0                     | 0          |
| UK   |  | <b>12</b>                  | 5  | 6   | 6   | 6                   | 4                              | 5                                | 4  | <b>3</b>                             | 72            | 1                     | 5          |

Highest percentage per country      Lowest percentage per country  
 Highest percentage per item      Lowest percentage per item

Base: All respondents (N=27.818).

The map below characterises the Member States in terms of the **relative level of agreement that sexual intercourse without consent can be justified** for one or more of the reasons given. The countries are compared in terms of the percentage who say that it can be justified for at least one of the reasons.



Base: All respondents (N=27.818).

The countries marked in blue are where respondents are **least likely to agree that sex without consent is justifiable** for any of the reasons given. The countries coloured dark red are those where respondents are **most likely to agree** (around 4 in 10 or more). These tend to be eastern European countries.

The sociodemographic analysis highlights men aged 25-39 are more likely than women the same age to say at least one of these situations justifies sexual intercourse without consent (27% vs. 20%).

Respondents who think domestic violence against women or men is acceptable are much more likely to say any of these situations justifies intercourse without consent:

- 55% of those who say domestic violence against men is acceptable consider at least one situation justifies intercourse without consent, compared to 26% of those who say domestic violence against men is not acceptable.
- 21% of those who say domestic violence against women is acceptable think flirting beforehand justifies sex without consent, compared to 7% of those who say this kind of violence against women is unacceptable.
- 23% of those who say domestic violence against men is acceptable think being drunk or using drugs justifies sex without consent, compared to 12% of those who say this kind of violence against men is unacceptable.

**QB10** Some people believe that having sexual intercourse without consent may be justified in certain situations. Do you think this applies to the following circumstances? (MULTIPLE ANSWERS POSSIBLE)

(% - EU)

|   | Wearing revealing, provocative or sexy clothing | Being drunk or using drugs | Flirting beforehand | Not clearly saying no or physically fighting back | Being out walking alone at night | Having several sexual partners | Voluntarily going home with someone, for example after a party or date | If the assailant does not realise what they were doing | If the assailant regrets his actions | None of these | Refusal (SPONTANEOUS) | Don't know | Total 'At least one situation justifies it' |
|---|---|----------------------------|---------------------|---|----------------------------------|--------------------------------|--|--|--------------------------------------|---------------|-----------------------|------------|---|
| <b>EU28</b>   | 10  | 12                         | 7                   | 10  | 7                                | 7                              | 11   | 4  | 2                                    | 68            | 1                     | 4          | 27  |
| <b>Gender</b>   |   |                            |                     |   |                                  |                                |  |  |                                      |               |                       |            |   |
| Man   | 11  | 13                         | 8                   | 11  | 7                                | 7                              | 11   | 5  | 2                                    | 66            | 1                     | 4          | 29  |
| Woman   | 10  | 11                         | 6                   | 10  | 7                                | 7                              | 10   | 4  | 2                                    | 70            | 1                     | 4          | 26  |
| <b>Female by age</b>                                  |   |                            |                     |   |                                  |                                |  |  |                                      |               |                       |            |   |
| 15-24   | 9   | 14                         | 8                   | 12  | 7                                | 9                              | 11   | 4  | 2                                    | 69            | 0                     | 1          | 29  |
| 25-39   | 6   | 9                          | 5                   | 8   | 6                                | 5                              | 8  | 2  | 1                                    | 76            | 1                     | 3          | 20  |
| 40-54   | 9   | 11                         | 6                   | 9   | 7                                | 6                              | 9  | 5  | 2                                    | 73            | 1                     | 2          | 24  |
| 55+   | 13  | 12                         | 7                   | 10  | 8                                | 7                              | 12   | 4  | 2                                    | 64            | 1                     | 5          | 30  |
| <b>Male by age</b>                                    |   |                            |                     |   |                                  |                                |  |  |                                      |               |                       |            |   |
| 15-24   | 9   | 15                         | 7                   | 13  | 6                                | 9                              | 12   | 6  | 3                                    | 62            | 1                     | 5          | 32  |
| 25-39   | 9   | 13                         | 8                   | 10  | 6                                | 7                              | 10   | 5  | 2                                    | 68            | 1                     | 4          | 27  |
| 40-54   | 8   | 11                         | 7                   | 10  | 6                                | 7                              | 10   | 4  | 2                                    | 71            | 1                     | 3          | 24  |
| 55+   | 13  | 13                         | 8                   | 11  | 8                                | 7                              | 12   | 4  | 2                                    | 63            | 1                     | 4          | 31  |
| <b>Is domestic violence against women acceptable?</b> |   |                            |                     |   |                                  |                                |  |  |                                      |               |                       |            |   |
| Yes   | 20  | 24                         | 21                  | 17  | 19                               | 17                             | 18   | 10   | 7                                    | 28            | 2                     | 4          | 66  |
| No  | 10  | 12                         | 7                   | 10  | 7                                | 7                              | 11   | 4  | 2                                    | 70            | 1                     | 3          | 26  |
| <b>Is domestic violence against men acceptable?</b>   |   |                            |                     |   |                                  |                                |  |  |                                      |               |                       |            |   |
| Yes   | 20  | 23                         | 18                  | 16  | 16                               | 16                             | 18   | 10   | 6                                    | 39            | 1                     | 4          | 55  |
| No  | 10  | 12                         | 7                   | 10  | 7                                | 7                              | 10   | 4  | 2                                    | 70            | 1                     | 3          | 26  |

## CONCLUSION

There are reasons for cautious optimism in the findings of this report. Across the EU there is **widespread agreement that domestic violence, sexual harassment and other acts of gender-based violence are unacceptable or wrong**. The view that domestic violence is a private matter is not widely held, and the majority of those who know of victims speak to someone about it rather than keep it to themselves. However, these conversations usually happen with friends, family or the people involved, rather than police or health or support services. 88% of those who know of a victim of domestic violence in their surroundings did not go to the police, and only 7% spoke to a support service in spite of widespread awareness about the support services available. Clearly there are still **other barriers in place that stop people reporting domestic violence** they are aware of or seeking legal or professional support for those in their surroundings who have been victimised.

One of these barriers may be respondents' views about **whether acts of gender-based violence should be against the law**. Although the results clearly show most respondents think these acts are wrong, in some cases there is greater ambivalence about whether these behaviours should be against the law. This is **particularly true in the case of psychological violence**, with 44% of respondents across the EU believing that repeatedly criticising a partner to make them feel inferior should not be illegal and 18% that controlling a partner should not be against the law. Opinions about whether a range of gender-based violent acts should be illegal also vary considerably across Member States. For example, when it comes to repeatedly criticising a partner to make them feel inferior, two thirds of respondents in Germany (67%) do not believe this should be against the law compared with only 16% in Portugal. When it comes to controlling a partner by preventing them from seeing and contacting family and friends among others, only around one in ten believe this should not be against the law in France (11%) and the Czech Republic (13%) compared with a third in Lithuania (35%) and Romania (33%). Similar country differences can be seen across the range of situations presented to respondents.

Although the majority think **gender-based violence is unacceptable**, the results also clearly show that it is still a significant problem in the EU. Almost a quarter (24%) know of a victim of domestic violence amongst family or friends, almost one in five (18%) know of someone in their neighbourhood and one in ten know of someone at work or where they study. In all cases, the **victims are much more likely to be women than men**. For example, 17% of respondents only know of female victims of domestic violence in their circle of family and friends, while 1% only know of male victims. Just over one in twenty (6%) know of victims of both genders.

At least seven out of ten say **domestic violence (74%) and sexual harassment (70%) against women is common in their country**. Meanwhile, almost one in three (29%) say domestic violence against men is common.

The findings reveal a number of **disparities between different Member States in attitudes towards and perceptions of gender-based violence**. There are still Member States where there is considerable work to do in addressing perceptions about gender-based violence, particularly **the idea that violence against women is often provoked by the victim or that women often make up or exaggerate claims of abuse or rape**. Respondents in Malta, Cyprus, Latvia, Lithuania and Estonia are most likely to hold such views, with respondents in Sweden, France, Italy, the Netherlands, Portugal and Finland least likely. Knowledge of the fact that perpetrators of rape are often known to the victim also varies considerably across Member States., with this view most likely to be held in the Netherlands (15%) and Sweden (14%) compared with other Member States where the perception is that women are more likely to be raped by a stranger. This perception is particularly high in the Czech Republic (57%), Greece (56%) and Slovakia (55%). Issues surrounding consent also emerge as a clear target for awareness-raising and education campaigns and activities right across the EU, with **more than one quarter of respondents (27%) of the opinion that there are situations where sexual intercourse without consent is justified**.

This is not the only indication there is a need for wider education. Sociodemographic results also support it, with **women generally more aware of domestic violence (81% vs. 68% of men) and sexual harassment (76% vs. 65% of men)**. Women are also more likely to speak to someone about domestic violence and to think acts of gender-based violence should be illegal, and this is often the case comparing women and men of the youngest age group. When looking at, for example, awareness of domestic violence against women, there are clear sociodemographic differences – housepersons and single parent households are **more likely to believe domestic violence against women is common** compared to other sociodemographic groups. Initiatives clearly should be tailored to different groups and issues related to gender-based violence.

The fact that the majority consider gender-based violence to be wrong is a solid foundation for further actions to address the high incidence of gender-based violence in the EU, particularly through **information and awareness campaigns**, and **the promotion of the use of legal and professional support services**. Implementation of the provisions set out in the Council of Europe Convention on preventing and combating violence against women and domestic violence (Istanbul Convention) will be an important step in continuing to address issues surrounding gender-based violence in the EU.

## TECHNICAL SPECIFICATIONS

Between the 4<sup>th</sup> June and the 13<sup>th</sup> June 2016, TNS opinion & social, a consortium created between TNS political & social, TNS UK and TNS opinion, carried out the wave 85.3 of the EUROBAROMETER survey, on request of the EUROPEAN COMMISSION, Directorate-General for Communication, “Strategy, Corporate Communication Actions and Eurobarometer” Unit.

The wave 85.3 covers the population of the respective nationalities of the European Union Member States, resident in each of the 28 Member States and aged 15 years and over.

|    | COUNTRIES      | INSTITUTES            | N°<br>INTERVIEWS | DATES<br>FIELDWORK |          | POPULATION<br>15+ | PROPORTION<br>EU28 |
|----|----------------|-----------------------|------------------|--------------------|----------|-------------------|--------------------|
| BE | Belgium        | TNS Dimarso           | 1.029            | 04/06/16           | 13/06/16 | 9.263.570         | 2,18%              |
| BG | Bulgaria       | TNS BBSS              | 1.001            | 04/06/16           | 13/06/16 | 6.294.563         | 1,48%              |
| CZ | Czech Rep.     | TNS Aisa              | 1.060            | 04/06/16           | 13/06/16 | 8.955.829         | 2,11%              |
| DK | Denmark        | TNS Gallup DK         | 1.010            | 04/06/16           | 13/06/16 | 4.625.032         | 1,09%              |
| DE | Germany        | TNS Infratest         | 1.585            | 04/06/16           | 13/06/16 | 71.283.580        | 16,79%             |
| EE | Estonia        | TNS Emor              | 1.001            | 04/06/16           | 13/06/16 | 1.113.355         | 0,26%              |
| IE | Ireland        | Behaviour & Attitudes | 1.002            | 04/06/16           | 13/06/16 | 3.586.829         | 0,84%              |
| EL | Greece         | TNS ICAP              | 1.000            | 04/06/16           | 13/06/16 | 8.791.499         | 2,07%              |
| ES | Spain          | TNS Demoscopia        | 1.008            | 04/06/16           | 13/06/16 | 39.506.853        | 9,31%              |
| FR | France         | TNS Sofres            | 1.009            | 04/06/16           | 13/06/16 | 51.668.700        | 12,17%             |
| HR | Croatia        | HENDAL                | 1.088            | 04/06/16           | 13/06/16 | 3.625.601         | 0,85%              |
| IT | Italy          | TNS Italia            | 1.013            | 04/06/16           | 13/06/16 | 51.336.889        | 12,09%             |
| CY | Rep. Of Cyprus | CYMAR                 | 504              | 04/06/16           | 13/06/16 | 724.084           | 0,17%              |
| LV | Latvia         | TNS Latvia            | 1.010            | 04/06/16           | 13/06/16 | 1.731.509         | 0,41%              |
| LT | Lithuania      | TNS LT                | 1.004            | 04/06/16           | 13/06/16 | 2.535.329         | 0,60%              |
| LU | Luxembourg     | TNS ILRES             | 508              | 04/06/16           | 13/06/16 | 445.806           | 0,11%              |
| HU | Hungary        | TNS Hoffmann          | 1.046            | 04/06/16           | 13/06/16 | 8.477.933         | 2,00%              |
| MT | Malta          | MISCO                 | 500              | 04/06/16           | 13/06/16 | 360.045           | 0,08%              |
| NL | Netherlands    | TNS NIPO              | 1.003            | 04/06/16           | 13/06/16 | 13.901.653        | 3,27%              |
| AT | Austria        | Öst. Gallup Institut  | 1.022            | 04/06/16           | 13/06/16 | 7.232.497         | 1,70%              |
| PL | Poland         | TNS Polska            | 1.002            | 04/06/16           | 13/06/16 | 32.736.685        | 7,71%              |
| PT | Portugal       | TNS Euroteste         | 1.000            | 04/06/16           | 13/06/16 | 8.512.269         | 2,01%              |
| RO | Romania        | TNS CSOP              | 1.007            | 04/06/16           | 13/06/16 | 16.880.465        | 3,98%              |
| SI | Slovenia       | Mediana DOO           | 1.042            | 04/06/16           | 13/06/16 | 1.760.726         | 0,41%              |
| SK | Slovakia       | TNS SK                | 1.008            | 04/06/16           | 13/06/16 | 4.580.260         | 1,08%              |
| FI | Finland        | TNS Gallup Oy         | 1.042            | 04/06/16           | 13/06/16 | 4.511.446         | 1,06%              |
| SE | Sweden         | TNS Sifo AB           | 1.109            | 04/06/16           | 13/06/16 | 7.944.034         | 1,87%              |
| UK | United Kingdom | TNS UK                | 1.306            | 04/06/16           | 13/06/16 | 52.104.731        | 12,27%             |
|    | TOTAL EU28     |                       | 27.919           | 4/06/16            | 13/06/16 | 424.491.772       | 100%*              |



The basic sample design applied in all states is a multi-stage, random (probability) one. In each country, a number of sampling points was drawn with probability proportional to population size (for a total coverage of the country) and to population density.

In order to do so, the sampling points were drawn systematically from each of the "administrative regional units", after stratification by individual unit and type of area. They thus represent the whole territory of the countries surveyed according to the EUROSTAT NUTS II<sup>1</sup> (or equivalent) and according to the distribution of the resident population of the respective nationalities in terms of metropolitan, urban and rural areas.

In each of the selected sampling points, a starting address was drawn, at random. Further addresses (every Nth address) were selected by standard "random route" procedures, from the initial address. In each household, the respondent was drawn, at random (following the "closest birthday rule"). All interviews were conducted face-to-face in people's homes and in the appropriate national language. As far as the data capture is concerned, CAPI (*Computer Assisted Personal Interview*) was used in those countries where this technique was available.

For each country a comparison between the sample and the universe was carried out. The Universe description was derived from Eurostat population data or from national statistics offices. For all countries surveyed, a national weighting procedure, using marginal and intercellular weighting, was carried out based on this Universe description. In all countries, gender, age, region and size of locality were introduced in the iteration procedure. For international weighting (i.e. EU averages), TNS opinion & social applies the official population figures as provided by EUROSTAT or national statistic offices. The total population figures for input in this post-weighting procedure are listed here.

Readers are reminded that survey results are estimations, the accuracy of which, everything being equal, rests upon the sample size and upon the observed percentage. With samples of about 1,000 interviews, the real percentages vary within the following confidence limits:

Statistical Margins due to the sampling process  
(at the 95% level of confidence)

*various sample sizes are in rows* *various observed results are in columns*

|               | 5%         | 10%        | 15%        | 20%        | 25%        | 30%        | 35%        | 40%        | 45%        | 50%        |               |
|---------------|------------|------------|------------|------------|------------|------------|------------|------------|------------|------------|---------------|
|               | 95%        | 90%        | 85%        | 80%        | 75%        | 70%        | 65%        | 60%        | 55%        | 50%        |               |
| N=50          | 6,0        | 8,3        | 9,9        | 11,1       | 12,0       | 12,7       | 13,2       | 13,6       | 13,8       | 13,9       | N=50          |
| N=500         | 1,9        | 2,6        | 3,1        | 3,5        | 3,8        | 4,0        | 4,2        | 4,3        | 4,4        | 4,4        | N=500         |
| <b>N=1000</b> | <b>1,4</b> | <b>1,9</b> | <b>2,2</b> | <b>2,5</b> | <b>2,7</b> | <b>2,8</b> | <b>3,0</b> | <b>3,0</b> | <b>3,1</b> | <b>3,1</b> | <b>N=1000</b> |
| N=1500        | 1,1        | 1,5        | 1,8        | 2,0        | 2,2        | 2,3        | 2,4        | 2,5        | 2,5        | 2,5        | N=1500        |
| N=2000        | 1,0        | 1,3        | 1,6        | 1,8        | 1,9        | 2,0        | 2,1        | 2,1        | 2,2        | 2,2        | N=2000        |
| N=3000        | 0,8        | 1,1        | 1,3        | 1,4        | 1,5        | 1,6        | 1,7        | 1,8        | 1,8        | 1,8        | N=3000        |
| N=4000        | 0,7        | 0,9        | 1,1        | 1,2        | 1,3        | 1,4        | 1,5        | 1,5        | 1,5        | 1,5        | N=4000        |
| N=5000        | 0,6        | 0,8        | 1,0        | 1,1        | 1,2        | 1,3        | 1,3        | 1,4        | 1,4        | 1,4        | N=5000        |
| N=6000        | 0,6        | 0,8        | 0,9        | 1,0        | 1,1        | 1,2        | 1,2        | 1,2        | 1,3        | 1,3        | N=6000        |
| N=7000        | 0,5        | 0,7        | 0,8        | 0,9        | 1,0        | 1,1        | 1,1        | 1,1        | 1,2        | 1,2        | N=7000        |
| N=7500        | 0,5        | 0,7        | 0,8        | 0,9        | 1,0        | 1,0        | 1,1        | 1,1        | 1,1        | 1,1        | N=7500        |
| N=8000        | 0,5        | 0,7        | 0,8        | 0,9        | 0,9        | 1,0        | 1,0        | 1,1        | 1,1        | 1,1        | N=8000        |
| N=9000        | 0,5        | 0,6        | 0,7        | 0,8        | 0,9        | 0,9        | 1,0        | 1,0        | 1,0        | 1,0        | N=9000        |
| N=10000       | 0,4        | 0,6        | 0,7        | 0,8        | 0,8        | 0,9        | 0,9        | 1,0        | 1,0        | 1,0        | N=10000       |
| N=11000       | 0,4        | 0,6        | 0,7        | 0,7        | 0,8        | 0,9        | 0,9        | 0,9        | 0,9        | 0,9        | N=11000       |
| N=12000       | 0,4        | 0,5        | 0,6        | 0,7        | 0,8        | 0,8        | 0,9        | 0,9        | 0,9        | 0,9        | N=12000       |
| N=13000       | 0,4        | 0,5        | 0,6        | 0,7        | 0,7        | 0,8        | 0,8        | 0,8        | 0,9        | 0,9        | N=13000       |
| N=14000       | 0,4        | 0,5        | 0,6        | 0,7        | 0,7        | 0,8        | 0,8        | 0,8        | 0,8        | 0,8        | N=14000       |
| N=15000       | 0,3        | 0,5        | 0,6        | 0,6        | 0,7        | 0,7        | 0,8        | 0,8        | 0,8        | 0,8        | N=15000       |
|               | 5%         | 10%        | 15%        | 20%        | 25%        | 30%        | 35%        | 40%        | 45%        | 50%        |               |
|               | 95%        | 90%        | 85%        | 80%        | 75%        | 70%        | 65%        | 60%        | 55%        | 50%        |               |

<sup>1</sup> Figures updated in August 2015

**ASK ALL**

INT. (READ OUT): We will start by asking questions on domestic violence, before moving on to asking about some other situations.

**QB1 In general, how common do you think that domestic violence against women is in (OUR COUNTRY)?**

(READ OUT – ONE ANSWER ONLY)

|                   |   |
|-------------------|---|
| Very common       | 1 |
| Fairly common     | 2 |
| Not very common   | 3 |
| Not at all common | 4 |
| Don't know        | 5 |

EB73.2 QC2

**QB2 In general, how common do you think domestic violence against men is in (OUR COUNTRY)?**

(READ OUT - ONE ANSWER ONLY)

|                   |   |
|-------------------|---|
| Very common       | 1 |
| Fairly common     | 2 |
| Not very common   | 3 |
| Not at all common | 4 |
| Don't know        | 5 |

NEW

**QB3 In your opinion, domestic violence against women is...**

(READ OUT - ONE ANSWER ONLY)

|   |   |
|---|---|
| Acceptable in all circumstances                         | 1 |
| Acceptable in certain circumstances                     | 2 |
| Unacceptable but should not always be punishable by law | 3 |
| Unacceptable and should always be punishable by law     | 4 |
| Other (N)   | 5 |
| Don't know  | 6 |

EB73.2 QCS MODIFIED (CODE 5 IS NEW)

**QB3b In your opinion, domestic violence against men is...***(READ OUT - ONE ANSWER ONLY)*

|   |   |
|---|---|
| Acceptable in all circumstances                       | 1 |
| Acceptable in certain circumstances                   | 2 |
| Unacceptable but should not always be punished by law | 3 |
| Unacceptable and should always be punished by law     | 4 |
| Other   | 5 |
| Don't know  | 6 |

NEW

**QB4 Do you know of any men or women who have been a victim of any form of domestic violence? (M)***(READ OUT - ONE ANSWER PER LINE)*

|   |   | Men (N) | Women (N) | Both (N) | Neither (N) | Refusal<br>(SPONTANEOUS) | Don't know |
|---|---|---------|-----------|----------|-------------|--------------------------|------------|
| 1 | In your circle of friends and family        | 1       | 2         | 3        | 4           | 5                        | 6          |
| 2 | In your immediate area or neighbourhood (M) | 1       | 2         | 3        | 4           | 5                        | 6          |
| 3 | Where you work or study                     | 1       | 2         | 3        | 4           | 5                        | 6          |

NEW (BASED ON EB73.2 QC11)

**ASK QB4b IF 'KNOW OF SOMEONE WHO HAVE BEEN A VICTIM'  
(QB4.1=1,2,3 OR QB4.2=1,2,3 OR QB4.3=1,2,3)**

**QB4b Did you speak to anyone about this?***(READ OUT - MULTIPLE ANSWERS POSSIBLE)*

|   |    |
|---|----|
| Yes, to the people involved                     | 1, |
| Yes, to the police                              | 2, |
| Yes, to a public or independent support service | 3, |
| Yes, to a health professional                   | 4, |
| Yes, to a friend or a family member             | 5, |
| Yes, to another person or service               | 6, |
| No  | 7  |
| Refusal (SPONTANEOUS)                           | 8  |
| Don't know                                      | 9  |

NEW

**ASK QB4c IF 'DIDN'T SPEAK TO ANYONE ABOUT IT' (QB4b=7)****QB4c Did you not speak to anyone for any of the following reasons?***(SHOW SCREEN - READ OUT - MULTIPLE ANSWERS POSSIBLE)*

|   |    |
|---|----|
| It is or was none of your business                            | 1, |
| You did not know who to speak to                              | 2, |
| You were concerned about negative consequences or retaliation | 3, |
| You didn't want to create trouble                             | 4, |
| It was not serious enough                                     | 5, |
| It was too much effort  | 6, |
| The circumstances were not clear enough for you               | 7, |
| You had no proof  | 8, |
| No reason   | 9  |
| Refusal (SPONTANEOUS)   | 10 |
| Don't know  | 11 |

NEW

**ASK ALL****QB5 Have you heard of any of the following support services for women who are victims of domestic violence?***(SHOW SCREEN - READ OUT - MULTIPLE ANSWERS POSSIBLE)*

|  |     |
|--|-----|
| Service 1                                    | 1,  |
| Service 2                                    | 2,  |
| Service 3                                    | 3,  |
| Service 4                                    | 4,  |
| Service 5                                    | 5,  |
| Service 6                                    | 6,  |
| Service 7                                    | 7,  |
| Service 8                                    | 8,  |
| Service 9                                    | 9,  |
| Other  | 10, |
| No you haven't heard of any support services | 11  |
| Don't know                                   | 12  |

NEW

INT. (READ OUT): Now we are going to talk about violence against women in general.

**QB6 In your view, is violence against women more likely to occur...**

*(READ OUT - MAX. 2 ANSWERS)*

|                             |    |
|-----------------------------|----|
| At home                     | 1, |
| In the workplace            | 2, |
| In schools and universities | 3, |
| In public places            | 4, |
| On public transport         | 5, |
| Online                      | 6, |
| Somewhere else              | 7, |
| Refusal (SPONTANEOUS)       | 8  |
| Don't know                  | 9  |

NEW

**QB7 In general, how common do you think sexual harassment against women is in (OUR COUNTRY)?**

*(READ OUT - ONE ANSWER ONLY)*

|                       |   |
|-----------------------|---|
| Very common           | 1 |
| Fairly common         | 2 |
| Not very common       | 3 |
| Not at all common     | 4 |
| Refusal (SPONTANEOUS) | 5 |
| Don't know            | 6 |

NEW

INT. (READ OUT): We will now ask questions about various situations that can affect men or women.

**QB8 For each of the following situations, please tell me whether you think it is against the law or not. For each please tell whether you think it is wrong and is already against the law, it is wrong and should be against the law, it is wrong but should not be against the law, it is not wrong and should not be against the law.**

(SHOW SCREEN - READ OUT - ONE ANSWER PER LINE)

|   |  | Wrong and already against the law | Wrong and should be against the law | Wrong but should not be against the law | Not wrong and should not be against the law | Refusal (SPONTANEOUS) | Don't know |
|---|--|-----------------------------------|-------------------------------------|---|---|-----------------------|------------|
| 1 | Repeatedly criticising a partner to make them feel inferior  | 1                                 | 2                                   | 3                                       | 4   | 5                     | 6          |
| 2 | Trying to control a partner by preventing them from seeing and contacting family and friends, denying them money or confiscating mobile phones or official documents (driver's licence, ID etc.) | 1                                 | 2                                   | 3                                       | 4   | 5                     | 6          |
| 3 | Forcing a partner to have sex  | 1                                 | 2                                   | 3                                       | 4   | 5                     | 6          |
| 4 | Sending unwanted sexually explicit emails or messages  | 1                                 | 2                                   | 3                                       | 4   | 5                     | 6          |
| 5 | Making sexually suggestive comments or "jokes" to a woman in the street  | 1                                 | 2                                   | 3                                       | 4   | 5                     | 6          |
| 6 | Touching a colleague in an inappropriate or unwanted way   | 1                                 | 2                                   | 3                                       | 4   | 5                     | 6          |

NEW

**QB9 Please tell me to what extent you agree or disagree with the following statements?**

(SHOW SCREEN - READ OUT - ONE ANSWER PER LINE)

|   |   | Totally agree | Tend to agree | Tend to disagree | Totally disagree | Refusal<br>(SPONTANEOUS) | Don't know |
|---|---|---------------|---------------|------------------|------------------|--------------------------|------------|
| 1 | Women often make up or exaggerate claims of abuse or rape                     | 1             | 2             | 3                | 4                | 5                        | 6          |
| 2 | Violence against women is often provoked by the victim                        | 1             | 2             | 3                | 4                | 5                        | 6          |
| 3 | Domestic violence is a private matter and should be handled within the family | 1             | 2             | 3                | 4                | 5                        | 6          |
| 4 | Women are more likely to be raped by a stranger than someone they know        | 1             | 2             | 3                | 4                | 5                        | 6          |

NEW






























**QB10 Some people believe that having sexual intercourse without consent may be justified in certain situations. Do you think this applies to the following circumstances?**

(SHOW SCREEN - READ OUT - MULTIPLE ANSWERS POSSIBLE)

- Wearing revealing, provocative or sexy clothing 1,
- Being drunk or using drugs 2,
- Flirting beforehand 3,
- Not clearly saying no or physically fighting back 4,
- Being out walking alone at night 5,
- Having several sexual partners 6,
- Voluntarily going home with someone, for example after a party or date 7,
- If the assailant does not realise what they were doing 8,
- If the assailant regrets his actions 9,
- None of these 10
- Refusal (SPONTANEOUS) 11
- Don't know 12






























NEW

**QB1** In general, how common do you think that domestic violence against women is in (OUR COUNTRY)? (%)




























|      |   | Very common |                     | Fairly common |                     | Not very common |                     | Not at all common |                     | Don't know | Total 'Common' |                     | Total 'Not common' |                     |
|------|---|-------------|---------------------|---------------|---------------------|-----------------|---------------------|-------------------|---------------------|------------|----------------|---------------------|--------------------|---------------------|
|      |   | EB85.3      | Diff. EB85.3 - 73.2 | EB85.3        | Diff. EB85.3 - 73.2 | EB85.3          | Diff. EB85.3 - 73.2 | EB85.3            | Diff. EB85.3 - 73.2 |            | EB85.3         | Diff. EB85.3 - 73.2 | EB85.3             | Diff. EB85.3 - 73.2 |
| EU28 |    | 25          | -2                  | 49            | -2                  | 20              | 3                   | 2                 | 1                   | 4          | 74             | -4                  | 22                 | 4                   |
| BE   |    | 17          | -7                  | 48            | -5                  | 30              | 9                   | 2                 | 1                   | 3          | 65             | -12                 | 32                 | 10                  |
| BG   |    | 11          | -5                  | 39            | -1                  | 34              | 4                   | 4                 | 1                   | 12         | 50             | -6                  | 38                 | 5                   |
| CZ   |    | 9           | 0                   | 42            | 1                   | 37              | -2                  | 8                 | 0                   | 4          | 51             | 1                   | 45                 | -2                  |
| DK   |    | 9           | -10                 | 50            | -3                  | 37              | 11                  | 2                 | 1                   | 2          | 59             | -13                 | 39                 | 12                  |
| DE   |    | 20          | 4                   | 45            | -3                  | 25              | -2                  | 2                 | 0                   | 8          | 65             | 1                   | 27                 | -2                  |
| EE   |  | 10          | -3                  | 52            | -2                  | 23              | -4                  | 2                 | 0                   | 13         | 62             | -5                  | 25                 | -4                  |
| IE   |  | 31          | 1                   | 46            | 1                   | 16              | 2                   | 2                 | 1                   | 5          | 77             | 2                   | 18                 | 3                   |
| EL   |  | 17          | -6                  | 50            | -1                  | 28              | 5                   | 3                 | 1                   | 2          | 67             | -7                  | 31                 | 6                   |
| ES   |  | 27          | -2                  | 58            | 9                   | 14              | -5                  | 0                 | -1                  | 1          | 85             | 7                   | 14                 | -6                  |
| FR   |  | 26          | -6                  | 53            | -4                  | 17              | 8                   | 1                 | 1                   | 3          | 79             | -10                 | 18                 | 9                   |
| HR   |  | 25          | 25                  | 53            | 53                  | 16              | 16                  | 2                 | 2                   | 4          | 78             | 78                  | 18                 | 18                  |
| IT   |  | 45          | 7                   | 45            | -8                  | 7               | 0                   | 1                 | 1                   | 2          | 90             | -1                  | 8                  | 1                   |
| CY   |  | 20          | 2                   | 50            | -1                  | 24              | -3                  | 1                 | 0                   | 5          | 70             | 1                   | 25                 | -3                  |
| LV   |  | 11          | -7                  | 47            | -8                  | 29              | 8                   | 2                 | 1                   | 11         | 58             | -15                 | 31                 | 9                   |
| LT   |  | 31          | 3                   | 52            | 0                   | 13              | -2                  | 1                 | 0                   | 3          | 83             | 3                   | 14                 | -2                  |
| LU   |  | 13          | -3                  | 48            | -2                  | 30              | 7                   | 3                 | 2                   | 6          | 61             | -5                  | 33                 | 9                   |
| HU   |  | 19          | -2                  | 53            | -1                  | 21              | 0                   | 3                 | 2                   | 4          | 72             | -3                  | 24                 | 2                   |
| MT   |  | 25          | -6                  | 56            | 10                  | 13              | -1                  | 0                 | -1                  | 6          | 81             | 4                   | 13                 | -2                  |
| NL   |  | 16          | -5                  | 57            | -2                  | 23              | 5                   | 1                 | 1                   | 3          | 73             | -7                  | 24                 | 6                   |
| AT   |  | 22          | 8                   | 47            | -2                  | 24              | -2                  | 3                 | -1                  | 4          | 69             | 6                   | 27                 | -3                  |
| PL   |  | 9           | -8                  | 46            | -3                  | 29              | 5                   | 5                 | 3                   | 11         | 55             | -11                 | 34                 | 8                   |
| PT   |  | 54          | 18                  | 39            | -11                 | 5               | -7                  | 1                 | 1                   | 1          | 93             | 7                   | 6                  | -6                  |
| RO   |  | 36          | -3                  | 48            | 3                   | 13              | 5                   | 1                 | 1                   | 2          | 84             | 0                   | 14                 | 6                   |
| SI   |  | 13          | -15                 | 57            | 3                   | 24              | 11                  | 1                 | 0                   | 5          | 70             | -12                 | 25                 | 11                  |
| SK   |  | 14          | -9                  | 49            | -7                  | 27              | 10                  | 3                 | 3                   | 7          | 63             | -16                 | 30                 | 13                  |
| FI   |  | 6           | -5                  | 54            | -8                  | 38              | 13                  | 1                 | 0                   | 1          | 60             | -13                 | 39                 | 13                  |
| SE   |  | 19          | 0                   | 57            | 3                   | 23              | -1                  | 0                 | -1                  | 1          | 76             | 3                   | 23                 | -2                  |
| UK   |  | 32          | -6                  | 48            | -1                  | 15              | 5                   | 1                 | 1                   | 4          | 80             | -7                  | 16                 | 6                   |
































**QB2** In general, how common do you think domestic violence against men is in (OUR COUNTRY)?  
(%)

|      |   | Very common | Fairly common | Not very common | Not at all common | Don't know | Total 'Common' | Total 'Not common' |
|------|---|-------------|---------------|-----------------|-------------------|------------|----------------|--------------------|
| EU28 |    | 5           | 24            | 49              | 16                | 6          | 29             | 65                 |
| BE   |    | 5           | 24            | 57              | 11                | 3          | 29             | 68                 |
| BG   |    | 1           | 7             | 38              | 37                | 17         | 8              | 75                 |
| CZ   |    | 1           | 11            | 49              | 33                | 6          | 12             | 82                 |
| DK   |    | 1           | 26            | 63              | 8                 | 2          | 27             | 71                 |
| DE   |    | 3           | 19            | 54              | 15                | 9          | 22             | 69                 |
| EE   |    | 1           | 23            | 51              | 8                 | 17         | 24             | 59                 |
| IE   |   | 12          | 41            | 33              | 7                 | 7          | 53             | 40                 |
| EL   |  | 1           | 14            | 42              | 41                | 2          | 15             | 83                 |
| ES   |  | 1           | 20            | 61              | 14                | 4          | 21             | 75                 |
| FR   |  | 5           | 27            | 52              | 10                | 6          | 32             | 62                 |
| HR   |  | 3           | 23            | 53              | 16                | 5          | 26             | 69                 |
| IT   |  | 9           | 19            | 44              | 20                | 8          | 28             | 64                 |
| CY   |  | 2           | 15            | 48              | 26                | 9          | 17             | 74                 |
| LV   |  | 2           | 13            | 52              | 16                | 17         | 15             | 68                 |
| LT   |  | 4           | 23            | 53              | 12                | 8          | 27             | 65                 |
| LU   |  | 4           | 20            | 56              | 10                | 10         | 24             | 66                 |
| HU   |  | 3           | 17            | 47              | 25                | 8          | 20             | 72                 |
| MT   |  | 5           | 37            | 48              | 4                 | 6          | 42             | 52                 |
| NL   |  | 2           | 33            | 49              | 13                | 3          | 35             | 62                 |
| AT   |  | 8           | 18            | 41              | 27                | 6          | 26             | 68                 |
| PL   |  | 3           | 19            | 44              | 23                | 11         | 22             | 67                 |
| PT   |  | 5           | 24            | 54              | 14                | 3          | 29             | 68                 |
| RO   |  | 4           | 20            | 50              | 23                | 3          | 24             | 73                 |
| SI   |  | 2           | 17            | 60              | 12                | 9          | 19             | 72                 |
| SK   |  | 1           | 12            | 53              | 26                | 8          | 13             | 79                 |
| FI   |  | 1           | 24            | 64              | 10                | 1          | 25             | 74                 |
| SE   |  | 1           | 24            | 64              | 10                | 1          | 25             | 74                 |
| UK   |  | 13          | 48            | 30              | 4                 | 5          | 61             | 34                 |






























**QB3** In your opinion, domestic violence against women is...  
(%)

|      |   | Acceptable in all circumstances |                     | Acceptable in certain circumstances |                     | Unacceptable but should not always be punishable by law |                     | Unacceptable and should always be punishable by law |                     | Other  |                     | Don't know | Total 'Acceptable' |                     | Total 'Not acceptable' |                     |
|------|---|---------------------------------|---------------------|-------------------------------------|---------------------|---|---------------------|---|---------------------|--------|---------------------|------------|--------------------|---------------------|------------------------|---------------------|
|      |   | EB85.3                          | Diff. EB85.3 - 73.2 | EB85.3                              | Diff. EB85.3 - 73.2 | EB85.3  | Diff. EB85.3 - 73.2 | EB85.3  | Diff. EB85.3 - 73.2 | EB85.3 | Diff. EB85.3 - 73.2 | EB85.3     | EB85.3             | Diff. EB85.3 - 73.2 | EB85.3                 | Diff. EB85.3 - 73.2 |
| EU28 |    | 0                               | -1                  | 2                                   | 0                   | 12  | 0                   | 84  | 0                   | 1      | 1                   | 1          | 2                  | -1                  | 96                     | 0                   |
| BE   |    | 1                               | 0                   | 2                                   | -3                  | 20  | -2                  | 77  | 5                   | 0      | 0                   | 0          | 3                  | -3                  | 97                     | 3                   |
| BG   |   | 0                               | -1                  | 2                                   | 1                   | 13  | 5                   | 80  | -3                  | 1      | 1                   | 4          | 2                  | 0                   | 93                     | 2                   |
| CZ   |  | 0                               | -1                  | 2                                   | -1                  | 10  | -6                  | 87  | 7                   | 0      | 0                   | 1          | 2                  | -2                  | 97                     | 1                   |
| DK   |  | 1                               | 1                   | 0                                   | 0                   | 11  | -7                  | 88  | 7                   | 0      | 0                   | 0          | 1                  | 1                   | 99                     | 0                   |
| DE   |  | 0                               | 0                   | 1                                   | 0                   | 16  | 4                   | 80  | -6                  | 1      | 1                   | 2          | 1                  | 0                   | 96                     | -2                  |
| EE   |  | 0                               | 0                   | 1                                   | -2                  | 18  | -4                  | 78  | 5                   | 1      | 1                   | 2          | 1                  | -2                  | 96                     | 1                   |
| IE   |  | 0                               | -1                  | 1                                   | 0                   | 8   | -2                  | 89  | 6                   | 1      | 1                   | 1          | 1                  | -1                  | 97                     | 4                   |
| EL   |  | 0                               | -2                  | 2                                   | 2                   | 9   | 4                   | 89  | -4                  | 0      | 0                   | 0          | 2                  | 0                   | 98                     | 0                   |
| ES   |  | 0                               | -1                  | 1                                   | -1                  | 4   | -2                  | 94  | 3                   | 0      | 0                   | 1          | 1                  | -2                  | 98                     | 1                   |
| FR   |  | 0                               | 0                   | 1                                   | 0                   | 10  | -4                  | 88  | 4                   | 0      | 0                   | 1          | 1                  | 0                   | 98                     | 0                   |
| HR   |  | 1                               | 1                   | 3                                   | 3                   | 13  | 13                  | 82  | 82                  | 1      | 1                   | 0          | 4                  | 4                   | 95                     | 95                  |
| IT   |  | 1                               | -2                  | 3                                   | 1                   | 7   | 0                   | 88  | 1                   | 0      | 0                   | 1          | 4                  | -1                  | 95                     | 1                   |
| CY   |  | 0                               | -1                  | 1                                   | 1                   | 10  | 3                   | 87  | -2                  | 1      | 1                   | 1          | 1                  | 0                   | 97                     | 1                   |
| LV   |  | 0                               | 0                   | 2                                   | -2                  | 30  | 1                   | 64  | -2                  | 1      | 1                   | 3          | 2                  | -2                  | 94                     | -1                  |
| LT   |  | 0                               | 0                   | 2                                   | -1                  | 17  | 10                  | 78  | -11                 | 1      | 1                   | 2          | 2                  | -1                  | 95                     | -1                  |
| LU   |  | 0                               | 0                   | 2                                   | 0                   | 11  | -11                 | 86  | 11                  | 1      | 1                   | 0          | 2                  | 0                   | 97                     | 0                   |
| HU   |  | 0                               | 0                   | 3                                   | 0                   | 15  | 1                   | 81  | -2                  | 0      | 0                   | 1          | 3                  | 0                   | 96                     | -1                  |
| MT   |  | 1                               | 0                   | 0                                   | -1                  | 17  | 5                   | 82  | -2                  | 0      | 0                   | 0          | 1                  | -1                  | 99                     | 3                   |
| NL   |  | 0                               | 0                   | 1                                   | 0                   | 22  | 4                   | 76  | -5                  | 1      | 1                   | 0          | 1                  | 0                   | 98                     | -1                  |
| AT   |  | 1                               | 0                   | 3                                   | 0                   | 19  | 3                   | 75  | -4                  | 1      | 1                   | 1          | 4                  | 0                   | 94                     | -1                  |
| PL   |  | 1                               | 0                   | 6                                   | 3                   | 16  | 1                   | 75  | -5                  | 0      | 0                   | 2          | 7                  | 3                   | 91                     | -4                  |
| PT   |  | 0                               | -2                  | 2                                   | -1                  | 2   | -5                  | 96  | 8                   | 0      | 0                   | 0          | 2                  | -3                  | 98                     | 3                   |
| RO   |  | 1                               | -1                  | 4                                   | 0                   | 19  | -2                  | 74  | 6                   | 1      | 1                   | 1          | 5                  | -1                  | 93                     | 4                   |
| SI   |  | 0                               | 0                   | 2                                   | 0                   | 10  | -3                  | 87  | 3                   | 1      | 1                   | 0          | 2                  | 0                   | 97                     | 0                   |
| SK   |  | 0                               | -2                  | 5                                   | 2                   | 23  | 3                   | 67  | -8                  | 1      | 1                   | 4          | 5                  | 0                   | 90                     | -5                  |
| FI   |  | 0                               | 0                   | 1                                   | 0                   | 19  | -13                 | 80  | 13                  | 0      | 0                   | 0          | 1                  | 0                   | 99                     | 0                   |
| SE   |  | 0                               | -1                  | 0                                   | 0                   | 6   | -4                  | 94  | 5                   | 0      | 0                   | 0          | 0                  | -1                  | 100                    | 1                   |
| UK   |  | 0                               | 0                   | 2                                   | 1                   | 13  | 1                   | 83  | -2                  | 1      | 1                   | 1          | 2                  | 1                   | 96                     | -1                  |






























**QB3b** In your opinion, domestic violence against men is...  
(%)

|      |   | Acceptable in<br>all circumstances | Acceptable in<br>certain circumstances | Unacceptable but<br>should not always be<br>punished by law | Unacceptable and<br>should always be<br>punished by law | Other | Don't know | Total<br>'Acceptable' | Total<br>'Not acceptable' |
|------|---|------------------------------------|--|---|---|-------|------------|-----------------------|---------------------------|
| EU28 |    | 0                                  | 3                                      | 14  | 80  | 1     | 2          | 3                     | 94                        |
| BE   |    | 0                                  | 2                                      | 22  | 76  | 0     | 0          | 2                     | 98                        |
| BG   |    | 0                                  | 3                                      | 15  | 69  | 2     | 11         | 3                     | 84                        |
| CZ   |    | 0                                  | 3                                      | 12  | 80  | 2     | 3          | 3                     | 92                        |
| DK   |    | 1                                  | 0                                      | 11  | 88  | 0     | 0          | 1                     | 99                        |
| DE   |    | 0                                  | 2                                      | 18  | 76  | 1     | 3          | 2                     | 94                        |
| EE   |   | 0                                  | 3                                      | 19  | 74  | 1     | 3          | 3                     | 93                        |
| IE   |  | 0                                  | 2                                      | 9   | 88  | 0     | 1          | 2                     | 97                        |
| EL   |  | 0                                  | 3                                      | 13  | 82  | 2     | 0          | 3                     | 95                        |
| ES   |  | 0                                  | 0                                      | 5   | 93  | 0     | 2          | 0                     | 98                        |
| FR   |  | 0                                  | 2                                      | 11  | 86  | 0     | 1          | 2                     | 97                        |
| HR   |  | 0                                  | 5                                      | 19  | 75  | 1     | 0          | 5                     | 94                        |
| IT   |  | 1                                  | 4                                      | 10  | 81  | 1     | 3          | 5                     | 91                        |
| CY   |  | 0                                  | 3                                      | 12  | 82  | 1     | 2          | 3                     | 94                        |
| LV   |  | 1                                  | 5                                      | 32  | 55  | 2     | 5          | 6                     | 87                        |
| LT   |  | 0                                  | 5                                      | 18  | 72  | 2     | 3          | 5                     | 90                        |
| LU   |  | 0                                  | 2                                      | 13  | 83  | 1     | 1          | 2                     | 96                        |
| HU   |  | 0                                  | 4                                      | 17  | 77  | 1     | 1          | 4                     | 94                        |
| MT   |  | 0                                  | 1                                      | 16  | 83  | 0     | 0          | 1                     | 99                        |
| NL   |  | 0                                  | 2                                      | 23  | 74  | 1     | 0          | 2                     | 97                        |
| AT   |  | 0                                  | 6                                      | 20  | 70  | 2     | 2          | 6                     | 90                        |
| PL   |  | 1                                  | 6                                      | 19  | 68  | 1     | 5          | 7                     | 87                        |
| PT   |  | 0                                  | 1                                      | 5   | 92  | 1     | 1          | 1                     | 97                        |
| RO   |  | 1                                  | 6                                      | 26  | 62  | 3     | 2          | 7                     | 88                        |
| SI   |  | 0                                  | 2                                      | 9   | 85  | 2     | 2          | 2                     | 94                        |
| SK   |  | 1                                  | 4                                      | 24  | 63  | 3     | 5          | 5                     | 87                        |
| FI   |  | 1                                  | 1                                      | 21  | 77  | 0     | 0          | 2                     | 98                        |
| SE   |  | 0                                  | 0                                      | 7   | 92  | 1     | 0          | 0                     | 99                        |
| UK   |  | 0                                  | 2                                      | 13  | 83  | 1     | 1          | 2                     | 96                        |






























**QB4.1** Do you know of any men or women who have been a victim of any form of domestic violence?  
**In your circle of friends and family (%)**

|      |   | Men | Women | Both | Neither | Refusal (SPONTANEOUS) | Don't know | Total 'Aware of cases' |
|------|---|-----|-------|------|---------|-----------------------|------------|------------------------|
| EU28 |    | 1   | 17    | 6    | 69      | 1                     | 6          | 24                     |
| BE   |    | 2   | 19    | 6    | 70      | 1                     | 2          | 27                     |
| BG   |    | 0   | 13    | 3    | 63      | 4                     | 17         | 16                     |
| CZ   |    | 1   | 14    | 1    | 44      | 1                     | 39         | 16                     |
| DK   |    | 2   | 26    | 5    | 64      | 0                     | 3          | 33                     |
| DE   |    | 2   | 18    | 5    | 71      | 1                     | 3          | 25                     |
| EE   |    | 2   | 21    | 6    | 55      | 1                     | 15         | 29                     |
| IE   |    | 2   | 17    | 7    | 58      | 1                     | 15         | 26                     |
| EL   |  | 1   | 16    | 3    | 64      | 0                     | 16         | 20                     |
| ES   |  | 2   | 18    | 5    | 72      | 1                     | 2          | 25                     |
| FR   |  | 1   | 14    | 4    | 78      | 1                     | 2          | 19                     |
| HR   |  | 2   | 16    | 7    | 50      | 2                     | 23         | 25                     |
| IT   |  | 1   | 7     | 3    | 83      | 1                     | 5          | 11                     |
| CY   |  | 1   | 19    | 7    | 36      | 3                     | 34         | 27                     |
| LV   |  | 1   | 20    | 7    | 63      | 0                     | 9          | 28                     |
| LT   |  | 1   | 23    | 9    | 58      | 2                     | 7          | 33                     |
| LU   |  | 2   | 15    | 5    | 67      | 2                     | 9          | 22                     |
| HU   |  | 0   | 12    | 3    | 75      | 1                     | 9          | 15                     |
| MT   |  | 2   | 16    | 6    | 64      | 0                     | 12         | 24                     |
| NL   |  | 2   | 24    | 8    | 62      | 0                     | 4          | 34                     |
| AT   |  | 1   | 14    | 4    | 73      | 4                     | 4          | 19                     |
| PL   |  | 1   | 18    | 6    | 66      | 2                     | 7          | 25                     |
| PT   |  | 1   | 15    | 3    | 68      | 3                     | 10         | 19                     |
| RO   |  | 2   | 18    | 4    | 55      | 4                     | 17         | 24                     |
| SI   |  | 2   | 14    | 4    | 76      | 1                     | 3          | 20                     |
| SK   |  | 1   | 10    | 3    | 74      | 3                     | 9          | 14                     |
| FI   |  | 2   | 26    | 7    | 61      | 1                     | 3          | 35                     |
| SE   |  | 3   | 29    | 12   | 52      | 0                     | 4          | 44                     |
| UK   |  | 1   | 22    | 13   | 62      | 1                     | 1          | 36                     |

**QB4.2** Do you know of any men or women who have been a victim of any form of domestic violence?  
**In your immediate area or neighbourhood (%)**

|      |   | Men | Women | Both | Neither | Refusal (SPONTANEOUS) | Don't know | Total 'Aware of cases' |
|------|---|-----|-------|------|---------|-----------------------|------------|------------------------|
| EU28 |    | 1   | 13    | 4    | 72      | 2                     | 8          | 18                     |
| BE   |    | 0   | 15    | 6    | 72      | 1                     | 6          | 21                     |
| BG   |    | 1   | 18    | 4    | 54      | 3                     | 20         | 23                     |
| CZ   |    | 1   | 13    | 3    | 41      | 1                     | 41         | 17                     |
| DK   |    | 0   | 13    | 4    | 76      | 0                     | 7          | 17                     |
| DE   |    | 1   | 13    | 4    | 76      | 2                     | 4          | 18                     |
| EE   |    | 1   | 14    | 6    | 50      | 1                     | 28         | 21                     |
| IE   |    | 1   | 14    | 5    | 60      | 1                     | 19         | 20                     |
| EL   |  | 1   | 21    | 3    | 57      | 0                     | 18         | 25                     |
| ES   |  | 1   | 14    | 4    | 78      | 1                     | 2          | 19                     |
| FR   |  | 0   | 7     | 3    | 81      | 1                     | 8          | 10                     |
| HR   |  | 0   | 21    | 8    | 44      | 2                     | 25         | 29                     |
| IT   |  | 0   | 10    | 3    | 77      | 1                     | 9          | 13                     |
| CY   |  | 1   | 16    | 8    | 30      | 3                     | 42         | 25                     |
| LV   |  | 1   | 23    | 12   | 52      | 0                     | 12         | 36                     |
| LT   |  | 1   | 20    | 9    | 57      | 3                     | 10         | 30                     |
| LU   |  | 1   | 8     | 4    | 71      | 3                     | 13         | 13                     |
| HU   |  | 1   | 10    | 4    | 75      | 1                     | 9          | 15                     |
| MT   |  | 1   | 11    | 3    | 68      | 1                     | 16         | 15                     |
| NL   |  | 1   | 20    | 6    | 64      | 0                     | 9          | 27                     |
| AT   |  | 1   | 13    | 3    | 73      | 5                     | 5          | 17                     |
| PL   |  | 2   | 16    | 5    | 67      | 3                     | 7          | 23                     |
| PT   |  | 1   | 14    | 3    | 61      | 3                     | 18         | 18                     |
| RO   |  | 2   | 21    | 6    | 49      | 4                     | 18         | 29                     |
| SI   |  | 1   | 17    | 6    | 66      | 2                     | 8          | 24                     |
| SK   |  | 1   | 19    | 4    | 62      | 4                     | 10         | 24                     |
| FI   |  | 1   | 12    | 5    | 77      | 0                     | 5          | 18                     |
| SE   |  | 0   | 23    | 7    | 60      | 1                     | 9          | 30                     |
| UK   |  | 1   | 11    | 7    | 77      | 1                     | 3          | 19                     |

**QB4.3** Do you know of any men or women who have been a victim of any form of domestic violence?  
Where you work or study (%)






























|      |   | Men | Women | Both | Neither | Refusal (SPONTANEOUS) | Don't know | Total 'Aware of cases' |
|------|---|-----|-------|------|---------|-----------------------|------------|------------------------|
| EU28 |    | 1   | 6     | 3    | 78      | 2                     | 10         | 10                     |
| BE   |    | 1   | 8     | 5    | 77      | 1                     | 8          | 14                     |
| BG   |    | 0   | 6     | 1    | 61      | 5                     | 27         | 7                      |
| CZ   |    | 0   | 5     | 2    | 46      | 1                     | 46         | 7                      |
| DK   |    | 0   | 14    | 5    | 72      | 0                     | 9          | 19                     |
| DE   |    | 1   | 6     | 3    | 83      | 1                     | 6          | 10                     |
| EE   |    | 1   | 6     | 3    | 58      | 2                     | 30         | 10                     |
| IE   |    | 1   | 5     | 5    | 66      | 1                     | 22         | 11                     |
| EL   |  | 0   | 4     | 2    | 69      | 2                     | 23         | 6                      |
| ES   |  | 1   | 6     | 1    | 89      | 1                     | 2          | 8                      |
| FR   |  | 1   | 7     | 2    | 79      | 1                     | 10         | 10                     |
| HR   |  | 0   | 6     | 6    | 52      | 2                     | 34         | 12                     |
| IT   |  | 1   | 3     | 3    | 84      | 1                     | 8          | 7                      |
| CY   |  | 1   | 10    | 5    | 35      | 4                     | 45         | 16                     |
| LV   |  | 0   | 7     | 4    | 68      | 2                     | 19         | 11                     |
| LT   |  | 0   | 8     | 3    | 68      | 4                     | 17         | 11                     |
| LU   |  | 1   | 8     | 3    | 71      | 3                     | 14         | 12                     |
| HU   |  | 0   | 8     | 2    | 79      | 1                     | 10         | 10                     |
| MT   |  | 1   | 7     | 5    | 67      | 1                     | 19         | 13                     |
| NL   |  | 1   | 10    | 6    | 72      | 0                     | 11         | 17                     |
| AT   |  | 0   | 4     | 3    | 81      | 4                     | 8          | 7                      |
| PL   |  | 1   | 7     | 3    | 77      | 3                     | 9          | 11                     |
| PT   |  | 0   | 5     | 2    | 68      | 2                     | 23         | 7                      |
| RO   |  | 1   | 6     | 3    | 58      | 4                     | 28         | 10                     |
| SI   |  | 0   | 5     | 3    | 79      | 5                     | 8          | 8                      |
| SK   |  | 1   | 7     | 2    | 74      | 4                     | 12         | 10                     |
| FI   |  | 1   | 9     | 4    | 78      | 1                     | 7          | 14                     |
| SE   |  | 1   | 13    | 9    | 65      | 1                     | 11         | 23                     |
| UK   |  | 1   | 8     | 6    | 80      | 0                     | 5          | 15                     |

**QB4b** Did you speak to anyone about this?

(%)

(MULTIPLE ANSWERS POSSIBLE)






























(ASK IF 'KNOW OF SOMEONE WHO HAVE BEEN A VICTIM' (QB4.1=1,2,3 OR QB4.2=1,2,3 OR QB4.3=1,2,3))

|      |   | Yes, to the<br>people involved | Yes, to the police | Yes, to a public or<br>independent support service | Yes, to a health professional | Yes, to a friend or<br>a family member | Yes, to another person<br>or service | No | Refusal (SPONTANEOUS) | Don't know | Total 'Has talked about it' |
|------|---|--------------------------------|--------------------|--|-------------------------------|--|--------------------------------------|----|-----------------------|------------|-----------------------------|
| EU28 |    | 33                             | 12                 | 7  | 8                             | 39                                     | 10                                   | 28 | 1                     | 1          | 71                          |
| BE   |    | 39                             | 13                 | 10   | 14                            | 41                                     | 13                                   | 28 | 0                     | 0          | 72                          |
| BG   |    | 31                             | 3                  | 0  | 1                             | 46                                     | 4                                    | 35 | 0                     | 0          | 65                          |
| CZ   |    | 50                             | 9                  | 3  | 4                             | 48                                     | 6                                    | 19 | 0                     | 0          | 81                          |
| DK   |   | 48                             | 11                 | 7  | 10                            | 42                                     | 15                                   | 18 | 0                     | 0          | 81                          |
| DE   |  | 39                             | 10                 | 8  | 4                             | 42                                     | 13                                   | 21 | 1                     | 1          | 77                          |
| EE   |  | 28                             | 12                 | 5  | 2                             | 41                                     | 2                                    | 34 | 0                     | 1          | 64                          |
| IE   |  | 22                             | 12                 | 5  | 10                            | 31                                     | 6                                    | 41 | 1                     | 0          | 58                          |
| EL   |  | 24                             | 4                  | 3  | 2                             | 41                                     | 7                                    | 40 | 0                     | 0          | 60                          |
| ES   |  | 27                             | 15                 | 6  | 8                             | 51                                     | 6                                    | 27 | 0                     | 0          | 73                          |
| FR   |  | 34                             | 16                 | 5  | 13                            | 32                                     | 10                                   | 25 | 0                     | 0          | 75                          |
| HR   |  | 32                             | 10                 | 7  | 9                             | 56                                     | 10                                   | 20 | 0                     | 1          | 79                          |
| IT   |  | 29                             | 9                  | 15   | 12                            | 38                                     | 13                                   | 30 | 0                     | 0          | 70                          |
| CY   |  | 22                             | 5                  | 3  | 7                             | 25                                     | 8                                    | 45 | 0                     | 0          | 54                          |
| LV   |  | 28                             | 10                 | 4  | 4                             | 50                                     | 7                                    | 28 | 0                     | 0          | 72                          |
| LT   |  | 24                             | 15                 | 2  | 5                             | 54                                     | 6                                    | 30 | 1                     | 1          | 68                          |
| LU   |  | 32                             | 17                 | 9  | 8                             | 36                                     | 14                                   | 31 | 1                     | 0          | 68                          |
| HU   |  | 27                             | 8                  | 3  | 5                             | 40                                     | 11                                   | 31 | 0                     | 0          | 69                          |
| MT   |  | 15                             | 13                 | 12   | 8                             | 27                                     | 10                                   | 43 | 0                     | 0          | 57                          |
| NL   |  | 47                             | 16                 | 13   | 18                            | 43                                     | 14                                   | 18 | 0                     | 0          | 82                          |
| AT   |  | 49                             | 14                 | 9  | 1                             | 44                                     | 10                                   | 19 | 2                     | 0          | 79                          |
| PL   |  | 27                             | 10                 | 7  | 3                             | 34                                     | 7                                    | 32 | 3                     | 3          | 62                          |
| PT   |  | 30                             | 15                 | 4  | 2                             | 44                                     | 5                                    | 31 | 0                     | 0          | 69                          |
| RO   |  | 27                             | 10                 | 2  | 3                             | 53                                     | 6                                    | 28 | 0                     | 0          | 72                          |
| SI   |  | 24                             | 10                 | 5  | 7                             | 38                                     | 10                                   | 37 | 1                     | 0          | 62                          |
| SK   |  | 22                             | 7                  | 4  | 4                             | 43                                     | 7                                    | 37 | 1                     | 0          | 63                          |
| FI   |  | 43                             | 10                 | 4  | 11                            | 43                                     | 10                                   | 19 | 0                     | 0          | 81                          |
| SE   |  | 50                             | 17                 | 11   | 13                            | 46                                     | 17                                   | 17 | 0                     | 0          | 83                          |
| UK   |  | 26                             | 15                 | 6  | 10                            | 26                                     | 10                                   | 39 | 0                     | 1          | 60                          |

**QB4c** Did you not speak to anyone for any of the following reasons?  
(%)

(MULTIPLE ANSWERS POSSIBLE)










(ASK IF 'DIDN'T SPEAK TO ANYONE ABOUT IT' (QB4b=7))

|      |   | It is or was<br>none of your business | You did not know<br>who to speak to | You were concerned<br>about negative consequences<br>or retaliation | You didn't want<br>to create trouble | It was not serious enough | It was too much effort | The circumstances were<br>not clear enough for you | You had no proof | No reason | Refusal (SPONTANEOUS) | Don't know |
|------|---|---------------------------------------|-------------------------------------|---|--------------------------------------|---------------------------|------------------------|--|------------------|-----------|-----------------------|------------|
| EU28 |    | 26                                    | 8                                   | 11  | 16                                   | 6                         | 3                      | 16   | 18               | 23        | 2                     | 5          |
| BE   |    | 35                                    | 7                                   | 20  | 32                                   | 12                        | 10                     | 24   | 19               | 12        | 0                     | 0          |
| BG   |    | 52                                    | 13                                  | 24  | 18                                   | 7                         | 3                      | 17   | 13               | 3         | 0                     | 4          |
| CZ   |    | 30                                    | 9                                   | 15  | 17                                   | 9                         | 8                      | 28   | 24               | 24        | 2                     | 0          |
| DK   |   | 18                                    | 3                                   | 6   | 8                                    | 7                         | 1                      | 35   | 11               | 37        | 0                     | 3          |
| DE   |  | 29                                    | 4                                   | 6   | 12                                   | 7                         | 1                      | 18   | 19               | 21        | 7                     | 5          |
| EE   |  | 19                                    | 12                                  | 9   | 9                                    | 5                         | 3                      | 25   | 14               | 21        | 1                     | 9          |
| IE   |  | 23                                    | 7                                   | 16  | 15                                   | 3                         | 0                      | 24   | 16               | 24        | 1                     | 2          |
| EL   |  | 23                                    | 14                                  | 23  | 34                                   | 10                        | 7                      | 20   | 21               | 5         | 1                     | 2          |
| ES   |  | 17                                    | 5                                   | 9   | 6                                    | 1                         | 1                      | 10   | 15               | 37        | 5                     | 8          |
| FR   |  | 22                                    | 7                                   | 7   | 13                                   | 4                         | 19                     | 12   | 18               | 18        | 0                     | 6          |
| HR   |  | 32                                    | 13                                  | 15  | 19                                   | 10                        | 2                      | 22   | 20               | 15        | 0                     | 0          |
| IT   |  | 29                                    | 11                                  | 33  | 44                                   | 2                         | 0                      | 15   | 15               | 17        | 2                     | 3          |
| CY   |  | 38                                    | 1                                   | 7   | 17                                   | 12                        | 5                      | 11   | 15               | 24        | 1                     | 3          |
| LV   |  | 37                                    | 4                                   | 4   | 11                                   | 11                        | 3                      | 17   | 13               | 18        | 0                     | 3          |
| LT   |  | 42                                    | 7                                   | 13  | 9                                    | 5                         | 2                      | 11   | 10               | 21        | 0                     | 9          |
| LU   |  | 19                                    | 17                                  | 8   | 12                                   | 7                         | 5                      | 13   | 27               | 19        | 0                     | 4          |
| HU   |  | 32                                    | 16                                  | 7   | 20                                   | 13                        | 1                      | 12   | 16               | 15        | 1                     | 2          |
| MT   |  | 43                                    | 5                                   | 6   | 13                                   | 0                         | 0                      | 20   | 13               | 20        | 0                     | 5          |
| NL   |  | 34                                    | 5                                   | 6   | 6                                    | 6                         | 0                      | 25   | 9                | 33        | 0                     | 0          |
| AT   |  | 22                                    | 6                                   | 16  | 28                                   | 3                         | 14                     | 17   | 19               | 25        | 2                     | 2          |
| PL   |  | 33                                    | 5                                   | 9   | 14                                   | 9                         | 1                      | 13   | 16               | 21        | 1                     | 6          |
| PT   |  | 20                                    | 9                                   | 10  | 37                                   | 3                         | 0                      | 14   | 26               | 15        | 0                     | 0          |
| RO   |  | 47                                    | 9                                   | 9   | 25                                   | 14                        | 1                      | 11   | 21               | 15        | 1                     | 2          |
| SI   |  | 28                                    | 8                                   | 13  | 17                                   | 4                         | 2                      | 24   | 13               | 21        | 2                     | 5          |
| SK   |  | 23                                    | 9                                   | 24  | 31                                   | 8                         | 2                      | 31   | 24               | 23        | 1                     | 1          |
| FI   |  | 28                                    | 8                                   | 9   | 10                                   | 10                        | 8                      | 17   | 13               | 27        | 0                     | 8          |
| SE   |  | 21                                    | 0                                   | 4   | 1                                    | 6                         | 6                      | 33   | 11               | 36        | 3                     | 5          |
| UK   |  | 19                                    | 12                                  | 6   | 10                                   | 5                         | 1                      | 16   | 21               | 27        | 1                     | 6          |
































**QB5T** Have you heard of any of the following support services for women who are victims of domestic violence?  
(%)

(MULTIPLE ANSWERS POSSIBLE)






























|      |   | Aware of<br>support services | Not aware of<br>any of the<br>support services | Don't know |
|------|---|------------------------------|--|------------|
| EU28 |    | 74                           | 23   | 3          |
| BE   |    | 81                           | 16   | 3          |
| BG   |    | 43                           | 52   | 5          |
| CZ   |    | 25                           | 73   | 2          |
| DK   |    | 93                           | 7  | 0          |
| DE   |    | 96                           | 3  | 1          |
| EE   |    | 88                           | 9  | 3          |
| IE   |    | 91                           | 8  | 1          |
| EL   |   | 38                           | 59   | 3          |
| ES   |  | 85                           | 10   | 5          |
| FR   |  | 70                           | 26   | 4          |
| HR   |  | 73                           | 23   | 4          |
| IT   |  | 67                           | 30   | 3          |
| CY   |  | 80                           | 16   | 4          |
| LV   |  | 54                           | 43   | 3          |
| LT   |  | 70                           | 26   | 4          |
| LU   |  | 84                           | 14   | 2          |
| HU   |  | 50                           | 49   | 1          |
| MT   |  | 96                           | 2  | 2          |
| NL   |  | 91                           | 9  | 0          |
| AT   |  | 88                           | 9  | 3          |
| PL   |  | 66                           | 30   | 4          |
| PT   |  | 84                           | 12   | 4          |
| RO   |  | 22                           | 76   | 2          |
| SI   |  | 89                           | 9  | 2          |
| SK   |  | 44                           | 54   | 2          |
| FI   |  | 84                           | 14   | 2          |
| SE   |  | 97                           | 3  | 0          |
| UK   |  | 81                           | 16   | 3          |

**QB6** In your view, is violence against women more likely to occur...  
(%)

(MAX. 2 ANSWERS)






























|      |   | At home | In the workplace | In schools and universities | In public places | On public transport | Online | Somewhere else | Refusal (SPONTANEOUS) | Don't know |
|------|---|---------|------------------|-----------------------------|------------------|---------------------|--------|----------------|-----------------------|------------|
| EU28 |    | 86      | 17               | 5                           | 19               | 8                   | 19     | 3              | 0                     | 3          |
| BE   |    | 80      | 19               | 5                           | 22               | 9                   | 27     | 4              | 0                     | 3          |
| BG   |    | 83      | 17               | 4                           | 18               | 3                   | 9      | 7              | 1                     | 4          |
| CZ   |    | 90      | 14               | 4                           | 25               | 4                   | 14     | 7              | 0                     | 2          |
| DK   |    | 95      | 7                | 2                           | 19               | 2                   | 40     | 2              | 0                     | 1          |
| DE   |    | 85      | 10               | 2                           | 24               | 6                   | 21     | 5              | 0                     | 4          |
| EE   |    | 86      | 8                | 3                           | 25               | 1                   | 29     | 5              | 0                     | 4          |
| IE   |   | 92      | 8                | 3                           | 18               | 3                   | 20     | 2              | 0                     | 2          |
| EL   |  | 81      | 46               | 7                           | 22               | 4                   | 18     | 5              | 0                     | 1          |
| ES   |  | 93      | 19               | 7                           | 8                | 0                   | 14     | 1              | 0                     | 3          |
| FR   |  | 87      | 21               | 5                           | 18               | 27                  | 19     | 1              | 0                     | 2          |
| HR   |  | 86      | 29               | 4                           | 14               | 5                   | 14     | 2              | 0                     | 5          |
| IT   |  | 78      | 33               | 6                           | 27               | 8                   | 11     | 7              | 0                     | 3          |
| CY   |  | 90      | 42               | 4                           | 6                | 1                   | 27     | 3              | 0                     | 1          |
| LV   |  | 86      | 8                | 3                           | 16               | 4                   | 19     | 2              | 0                     | 6          |
| LT   |  | 95      | 5                | 4                           | 21               | 1                   | 14     | 7              | 0                     | 1          |
| LU   |  | 91      | 15               | 4                           | 16               | 10                  | 20     | 3              | 0                     | 2          |
| HU   |  | 73      | 16               | 6                           | 41               | 7                   | 8      | 10             | 0                     | 3          |
| MT   |  | 96      | 22               | 1                           | 8                | 1                   | 22     | 3              | 0                     | 1          |
| NL   |  | 85      | 8                | 4                           | 20               | 12                  | 55     | 2              | 0                     | 1          |
| AT   |  | 74      | 12               | 9                           | 32               | 9                   | 17     | 9              | 1                     | 5          |
| PL   |  | 85      | 17               | 4                           | 10               | 2                   | 14     | 1              | 1                     | 5          |
| PT   |  | 95      | 16               | 5                           | 11               | 1                   | 9      | 4              | 0                     | 2          |
| RO   |  | 87      | 13               | 9                           | 18               | 9                   | 8      | 3              | 0                     | 1          |
| SI   |  | 92      | 27               | 3                           | 12               | 2                   | 15     | 6              | 0                     | 1          |
| SK   |  | 84      | 19               | 3                           | 16               | 2                   | 13     | 4              | 0                     | 5          |
| FI   |  | 87      | 11               | 2                           | 27               | 3                   | 32     | 4              | 0                     | 2          |
| SE   |  | 95      | 4                | 5                           | 15               | 1                   | 55     | 2              | 0                     | 0          |
| UK   |  | 93      | 10               | 2                           | 15               | 5                   | 20     | 1              | 0                     | 2          |

**QB7** In general, how common do you think sexual harassment against women is in (OUR COUNTRY)?  
(%)

|      |   | Very common | Fairly common | Not very common | Not at all common | Refusal (SPONTANEOUS) | Don't know | Total 'Common' | Total 'Not common' |
|------|---|-------------|---------------|-----------------|-------------------|-----------------------|------------|----------------|--------------------|
| EU28 |    | 20          | 50            | 22              | 2                 | 0                     | 6          | 70             | 24                 |
| BE   |    | 18          | 51            | 25              | 2                 | 0                     | 4          | 69             | 27                 |
| BG   |    | 7           | 31            | 39              | 4                 | 1                     | 18         | 38             | 43                 |
| CZ   |    | 5           | 42            | 40              | 7                 | 0                     | 6          | 47             | 47                 |
| DK   |    | 13          | 58            | 26              | 1                 | 0                     | 2          | 71             | 27                 |
| DE   |    | 19          | 49            | 24              | 1                 | 1                     | 6          | 68             | 25                 |
| EE   |    | 2           | 30            | 44              | 2                 | 0                     | 22         | 32             | 46                 |
| IE   |   | 23          | 51            | 18              | 1                 | 0                     | 7          | 74             | 19                 |
| EL   |  | 16          | 56            | 25              | 2                 | 0                     | 1          | 72             | 27                 |
| ES   |  | 13          | 53            | 27              | 0                 | 0                     | 7          | 66             | 27                 |
| FR   |  | 25          | 57            | 14              | 1                 | 0                     | 3          | 82             | 15                 |
| HR   |  | 19          | 50            | 23              | 1                 | 1                     | 6          | 69             | 24                 |
| IT   |  | 37          | 52            | 8               | 0                 | 0                     | 3          | 89             | 8                  |
| CY   |  | 22          | 48            | 21              | 2                 | 0                     | 7          | 70             | 23                 |
| LV   |  | 7           | 31            | 44              | 2                 | 0                     | 16         | 38             | 46                 |
| LT   |  | 8           | 40            | 34              | 3                 | 0                     | 15         | 48             | 37                 |
| LU   |  | 11          | 44            | 33              | 2                 | 0                     | 10         | 55             | 35                 |
| HU   |  | 15          | 53            | 24              | 3                 | 0                     | 5          | 68             | 27                 |
| MT   |  | 27          | 58            | 11              | 0                 | 0                     | 4          | 85             | 11                 |
| NL   |  | 10          | 43            | 34              | 10                | 0                     | 3          | 53             | 44                 |
| AT   |  | 22          | 52            | 20              | 2                 | 1                     | 3          | 74             | 22                 |
| PL   |  | 6           | 37            | 36              | 6                 | 1                     | 14         | 43             | 42                 |
| PT   |  | 19          | 58            | 16              | 2                 | 0                     | 5          | 77             | 18                 |
| RO   |  | 22          | 50            | 19              | 3                 | 0                     | 6          | 72             | 22                 |
| SI   |  | 6           | 47            | 38              | 2                 | 0                     | 7          | 53             | 40                 |
| SK   |  | 11          | 40            | 35              | 4                 | 0                     | 10         | 51             | 39                 |
| FI   |  | 8           | 53            | 36              | 1                 | 0                     | 2          | 61             | 37                 |
| SE   |  | 37          | 49            | 12              | 1                 | 0                     | 1          | 86             | 13                 |
| UK   |  | 26          | 53            | 16              | 1                 | 0                     | 4          | 79             | 17                 |






























**QB8.1** For each of the following situations, please tell me whether you think it is against the law or not. For each please tell whether you think it is wrong and is already against the law, it is wrong and should be against the law, it is wrong but should not be against the law, it is not wrong and should not be against the law.

**Repeatedly criticising a partner to make them feel inferior (%)**

|      |   | Wrong and already<br>against the law | Wrong and should<br>be against the law | Wrong but should not<br>be against the law | Not wrong and should not<br>be against the law | Refusal (SPONTANEOUS) | Don't know | Total 'It is wrong' | Total<br>'It should not<br>be against the law' |
|------|---|--------------------------------------|--|--|--|-----------------------|------------|---------------------|--|
| EU28 |    | 13                                   | 39                                     | 41   | 3  | 1                     | 3          | 93                  | 44   |
| BE   |    | 17                                   | 43                                     | 36   | 2  | 0                     | 2          | 96                  | 38   |
| BG   |    | 5                                    | 31                                     | 52   | 4  | 2                     | 6          | 88                  | 56   |
| CZ   |    | 10                                   | 39                                     | 46   | 2  | 1                     | 2          | 95                  | 48   |
| DK   |   | 4                                    | 30                                     | 61   | 1  | 1                     | 3          | 95                  | 62   |
| DE   |  | 3                                    | 22                                     | 61   | 6  | 2                     | 6          | 86                  | 67   |
| EE   |  | 10                                   | 30                                     | 53   | 2  | 0                     | 5          | 93                  | 55   |
| IE   |  | 16                                   | 45                                     | 33   | 3  | 0                     | 3          | 94                  | 36   |
| EL   |  | 10                                   | 39                                     | 49   | 2  | 0                     | 0          | 98                  | 51   |
| ES   |  | 14                                   | 53                                     | 30   | 1  | 0                     | 2          | 97                  | 31   |
| FR   |  | 20                                   | 47                                     | 27   | 2  | 0                     | 4          | 94                  | 29   |
| HR   |  | 11                                   | 39                                     | 44   | 4  | 1                     | 1          | 94                  | 48   |
| IT   |  | 10                                   | 44                                     | 38   | 4  | 1                     | 3          | 92                  | 42   |
| CY   |  | 18                                   | 34                                     | 46   | 1  | 0                     | 1          | 98                  | 47   |
| LV   |  | 14                                   | 22                                     | 49   | 8  | 2                     | 5          | 85                  | 57   |
| LT   |  | 4                                    | 36                                     | 47   | 6  | 3                     | 4          | 87                  | 53   |
| LU   |  | 12                                   | 40                                     | 38   | 7  | 0                     | 3          | 90                  | 45   |
| HU   |  | 14                                   | 31                                     | 52   | 2  | 0                     | 1          | 97                  | 54   |
| MT   |  | 19                                   | 48                                     | 29   | 1  | 0                     | 3          | 96                  | 30   |
| NL   |  | 7                                    | 27                                     | 59   | 4  | 1                     | 2          | 93                  | 63   |
| AT   |  | 6                                    | 25                                     | 59   | 7  | 2                     | 1          | 90                  | 66   |
| PL   |  | 24                                   | 38                                     | 30   | 4  | 1                     | 3          | 92                  | 34   |
| PT   |  | 15                                   | 67                                     | 15   | 1  | 0                     | 2          | 97                  | 16   |
| RO   |  | 17                                   | 28                                     | 44   | 6  | 0                     | 5          | 89                  | 50   |
| SI   |  | 17                                   | 31                                     | 26   | 19   | 0                     | 7          | 74                  | 45   |
| SK   |  | 11                                   | 38                                     | 40   | 4  | 3                     | 4          | 89                  | 44   |
| FI   |  | 10                                   | 34                                     | 51   | 3  | 1                     | 1          | 95                  | 54   |
| SE   |  | 13                                   | 37                                     | 47   | 2  | 0                     | 1          | 97                  | 49   |
| UK   |  | 15                                   | 45                                     | 35   | 1  | 1                     | 3          | 95                  | 36   |






























**QB8.2** For each of the following situations, please tell me whether you think it is against the law or not. For each please tell whether you think it is wrong and is already against the law, it is wrong and should be against the law, it is wrong but should not be against the law, it is not wrong and should not be against the law.

**Trying to control a partner by preventing them from seeing and contacting family and friends, denying them money or confiscating mobile phones or official documents (driver's licence, ID etc.) (%)**

|      |   | Wrong and already<br>against the law | Wrong and should<br>be against the law | Wrong but should not<br>be against the law | Not wrong and should not<br>be against the law | Refusal (SPONTANEOUS) | Don't know | Total 'It is wrong' | Total<br>'It should not<br>be against the law' |
|------|---|--------------------------------------|--|--|--|-----------------------|------------|---------------------|--|
| EU28 |    | 29                                   | 49                                     | 16   | 2  | 1                     | 3          | 94                  | 18   |
| BE   |    | 29                                   | 52                                     | 14   | 2  | 1                     | 2          | 95                  | 16   |
| BG   |    | 18                                   | 53                                     | 19   | 2  | 2                     | 6          | 90                  | 21   |
| CZ   |   | 38                                   | 48                                     | 12   | 1  | 0                     | 1          | 98                  | 13   |
| DK   |  | 31                                   | 50                                     | 16   | 0  | 1                     | 2          | 97                  | 16   |
| DE   |  | 24                                   | 45                                     | 24   | 2  | 1                     | 4          | 93                  | 26   |
| EE   |  | 28                                   | 45                                     | 21   | 1  | 0                     | 5          | 94                  | 22   |
| IE   |  | 24                                   | 61                                     | 11   | 1  | 0                     | 3          | 96                  | 12   |
| EL   |  | 28                                   | 55                                     | 16   | 1  | 0                     | 0          | 99                  | 17   |
| ES   |  | 20                                   | 59                                     | 17   | 1  | 0                     | 3          | 96                  | 18   |
| FR   |  | 35                                   | 50                                     | 10   | 1  | 0                     | 4          | 95                  | 11   |
| HR   |  | 18                                   | 55                                     | 23   | 2  | 1                     | 1          | 96                  | 25   |
| IT   |  | 25                                   | 53                                     | 14   | 4  | 1                     | 3          | 92                  | 18   |
| CY   |  | 38                                   | 45                                     | 16   | 1  | 0                     | 0          | 99                  | 17   |
| LV   |  | 38                                   | 28                                     | 26   | 3  | 1                     | 4          | 92                  | 29   |
| LT   |  | 10                                   | 48                                     | 30   | 5  | 4                     | 3          | 88                  | 35   |
| LU   |  | 32                                   | 51                                     | 12   | 1  | 1                     | 3          | 95                  | 13   |
| HU   |  | 41                                   | 40                                     | 17   | 1  | 0                     | 1          | 98                  | 18   |
| MT   |  | 38                                   | 46                                     | 11   | 1  | 1                     | 3          | 95                  | 12   |
| NL   |  | 41                                   | 47                                     | 9  | 1  | 0                     | 2          | 97                  | 10   |
| AT   |  | 26                                   | 47                                     | 22   | 2  | 2                     | 1          | 95                  | 24   |
| PL   |  | 34                                   | 42                                     | 17   | 2  | 2                     | 3          | 93                  | 19   |
| PT   |  | 30                                   | 63                                     | 5  | 0  | 0                     | 2          | 98                  | 5  |
| RO   |  | 31                                   | 32                                     | 30   | 3  | 0                     | 4          | 93                  | 33   |
| SI   |  | 33                                   | 33                                     | 11   | 18   | 1                     | 4          | 77                  | 29   |
| SK   |  | 24                                   | 42                                     | 24   | 3  | 2                     | 5          | 90                  | 27   |
| FI   |  | 33                                   | 50                                     | 14   | 1  | 0                     | 2          | 97                  | 15   |
| SE   |  | 48                                   | 45                                     | 5  | 1  | 0                     | 1          | 98                  | 6  |
| UK   |  | 32                                   | 54                                     | 11   | 0  | 1                     | 2          | 97                  | 11   |






























**QB8.3** For each of the following situations, please tell me whether you think it is against the law or not. For each please tell whether you think it is wrong and is already against the law, it is wrong and should be against the law, it is wrong but should not be against the law, it is not wrong and should not be against the law.

**Forcing a partner to have sex (%)**

|      |   | Wrong and already<br>against the law | Wrong and should<br>be against the law | Wrong but should not<br>be against the law | Not wrong and should not<br>be against the law | Refusal (SPONTANEOUS) | Don't know | Total 'It is wrong' | Total<br>'It should not<br>be against the law' |
|------|---|--------------------------------------|--|--|--|-----------------------|------------|---------------------|--|
| EU28 |    | 49                                   | 37                                     | 10   | 1  | 1                     | 2          | 96                  | 11   |
| BE   |    | 54                                   | 35                                     | 9  | 1  | 0                     | 1          | 98                  | 10   |
| BG   |    | 25                                   | 47                                     | 17   | 2  | 2                     | 7          | 89                  | 19   |
| CZ   |    | 30                                   | 44                                     | 22   | 2  | 1                     | 1          | 96                  | 24   |
| DK   |   | 60                                   | 28                                     | 9  | 0  | 1                     | 2          | 97                  | 9  |
| DE   |  | 54                                   | 33                                     | 8  | 1  | 1                     | 3          | 95                  | 9  |
| EE   |  | 39                                   | 40                                     | 14   | 1  | 0                     | 6          | 93                  | 15   |
| IE   |  | 61                                   | 34                                     | 1  | 2  | 0                     | 2          | 96                  | 3  |
| EL   |  | 33                                   | 49                                     | 17   | 1  | 0                     | 0          | 99                  | 18   |
| ES   |  | 29                                   | 56                                     | 11   | 1  | 0                     | 3          | 96                  | 12   |
| FR   |  | 66                                   | 29                                     | 3  | 0  | 0                     | 2          | 98                  | 3  |
| HR   |  | 30                                   | 55                                     | 11   | 1  | 3                     | 0          | 96                  | 12   |
| IT   |  | 23                                   | 52                                     | 18   | 3  | 1                     | 3          | 93                  | 21   |
| CY   |  | 39                                   | 40                                     | 19   | 0  | 1                     | 1          | 98                  | 19   |
| LV   |  | 50                                   | 21                                     | 19   | 2  | 3                     | 5          | 90                  | 21   |
| LT   |  | 12                                   | 45                                     | 27   | 4  | 5                     | 7          | 84                  | 31   |
| LU   |  | 62                                   | 26                                     | 9  | 1  | 0                     | 2          | 97                  | 10   |
| HU   |  | 62                                   | 27                                     | 9  | 1  | 0                     | 1          | 98                  | 10   |
| MT   |  | 43                                   | 39                                     | 14   | 1  | 0                     | 3          | 96                  | 15   |
| NL   |  | 63                                   | 24                                     | 10   | 1  | 1                     | 1          | 97                  | 11   |
| AT   |  | 50                                   | 34                                     | 11   | 2  | 2                     | 1          | 95                  | 13   |
| PL   |  | 53                                   | 29                                     | 12   | 2  | 2                     | 2          | 94                  | 14   |
| PT   |  | 28                                   | 62                                     | 7  | 1  | 0                     | 2          | 97                  | 8  |
| RO   |  | 43                                   | 32                                     | 18   | 2  | 0                     | 5          | 93                  | 20   |
| SI   |  | 35                                   | 26                                     | 15   | 16   | 2                     | 6          | 76                  | 31   |
| SK   |  | 31                                   | 41                                     | 19   | 2  | 3                     | 4          | 91                  | 21   |
| FI   |  | 67                                   | 23                                     | 7  | 1  | 1                     | 1          | 97                  | 8  |
| SE   |  | 83                                   | 13                                     | 1  | 1  | 0                     | 2          | 97                  | 2  |
| UK   |  | 67                                   | 29                                     | 2  | 0  | 1                     | 1          | 98                  | 2  |






























**QB8.4** For each of the following situations, please tell me whether you think it is against the law or not. For each please tell whether you think it is wrong and is already against the law, it is wrong and should be against the law, it is wrong but should not be against the law, it is not wrong and should not be against the law.

**Sending unwanted sexually explicit emails or messages (%)**

|      |   | Wrong and already<br>against the law | Wrong and should<br>be against the law | Wrong but should not<br>be against the law | Not wrong and should not<br>be against the law | Refusal (SPONTANEOUS) | Don't know | Total 'It is wrong' | Total<br>'It should not<br>be against the law' |
|------|---|--------------------------------------|--|--|--|-----------------------|------------|---------------------|--|
| EU28 |    | 32                                   | 48                                     | 14   | 2  | 1                     | 3          | 94                  | 16   |
| BE   |    | 29                                   | 50                                     | 17   | 2  | 0                     | 2          | 96                  | 19   |
| BG   |    | 11                                   | 49                                     | 27   | 2  | 2                     | 9          | 87                  | 29   |
| CZ   |    | 27                                   | 49                                     | 20   | 2  | 1                     | 1          | 96                  | 22   |
| DK   |   | 29                                   | 46                                     | 20   | 1  | 1                     | 3          | 95                  | 21   |
| DE   |  | 30                                   | 52                                     | 12   | 2  | 1                     | 3          | 94                  | 14   |
| EE   |  | 18                                   | 48                                     | 26   | 1  | 0                     | 7          | 92                  | 27   |
| IE   |  | 38                                   | 50                                     | 8  | 1  | 0                     | 3          | 96                  | 9  |
| EL   |  | 35                                   | 46                                     | 16   | 1  | 1                     | 1          | 97                  | 17   |
| ES   |  | 20                                   | 60                                     | 12   | 1  | 0                     | 7          | 92                  | 13   |
| FR   |  | 39                                   | 47                                     | 9  | 1  | 0                     | 4          | 95                  | 10   |
| HR   |  | 15                                   | 53                                     | 29   | 2  | 1                     | 0          | 97                  | 31   |
| IT   |  | 28                                   | 49                                     | 16   | 3  | 1                     | 3          | 93                  | 19   |
| CY   |  | 50                                   | 42                                     | 5  | 1  | 1                     | 1          | 97                  | 6  |
| LV   |  | 32                                   | 33                                     | 23   | 3  | 2                     | 7          | 88                  | 26   |
| LT   |  | 8                                    | 49                                     | 29   | 4  | 5                     | 5          | 86                  | 33   |
| LU   |  | 31                                   | 47                                     | 15   | 3  | 0                     | 4          | 93                  | 18   |
| HU   |  | 24                                   | 48                                     | 25   | 1  | 0                     | 2          | 97                  | 26   |
| MT   |  | 40                                   | 42                                     | 13   | 1  | 0                     | 4          | 95                  | 14   |
| NL   |  | 40                                   | 45                                     | 13   | 1  | 0                     | 1          | 98                  | 14   |
| AT   |  | 20                                   | 51                                     | 22   | 3  | 2                     | 2          | 93                  | 25   |
| PL   |  | 42                                   | 40                                     | 12   | 2  | 1                     | 3          | 94                  | 14   |
| PT   |  | 23                                   | 63                                     | 9  | 1  | 0                     | 4          | 95                  | 10   |
| RO   |  | 31                                   | 34                                     | 26   | 3  | 1                     | 5          | 91                  | 29   |
| SI   |  | 27                                   | 33                                     | 13   | 19   | 1                     | 7          | 73                  | 32   |
| SK   |  | 24                                   | 43                                     | 23   | 3  | 3                     | 4          | 90                  | 26   |
| FI   |  | 27                                   | 45                                     | 25   | 2  | 0                     | 1          | 97                  | 27   |
| SE   |  | 48                                   | 40                                     | 9  | 1  | 0                     | 2          | 97                  | 10   |
| UK   |  | 45                                   | 45                                     | 7  | 0  | 1                     | 2          | 97                  | 7  |

**QB8.5** For each of the following situations, please tell me whether you think it is against the law or not. For each please tell whether you think it is wrong and is already against the law, it is wrong and should be against the law, it is wrong but should not be against the law, it is not wrong and should not be against the law.





























**Making sexually suggestive comments or "jokes" to a woman in the street (%)**

|      |   | Wrong and already<br>against the law | Wrong and should<br>be against the law | Wrong but should not<br>be against the law | Not wrong and should not<br>be against the law | Refusal (SPONTANEOUS) | Don't know | Total 'It is wrong' | Total<br>'It should not<br>be against the law' |
|------|---|--------------------------------------|--|--|--|-----------------------|------------|---------------------|--|
| EU28 |    | 15                                   | 40                                     | 36   | 5  | 1                     | 3          | 91                  | 41   |
| BE   |    | 17                                   | 40                                     | 35   | 6  | 0                     | 2          | 92                  | 41   |
| BG   |    | 7                                    | 41                                     | 40   | 4  | 2                     | 6          | 88                  | 44   |
| CZ   |    | 9                                    | 36                                     | 47   | 6  | 1                     | 1          | 92                  | 53   |
| DK   |   | 10                                   | 31                                     | 53   | 2  | 1                     | 3          | 94                  | 55   |
| DE   |  | 9                                    | 29                                     | 50   | 8  | 1                     | 3          | 88                  | 58   |
| EE   |  | 9                                    | 29                                     | 54   | 2  | 1                     | 5          | 92                  | 56   |
| IE   |  | 23                                   | 42                                     | 28   | 3  | 0                     | 4          | 93                  | 31   |
| EL   |  | 15                                   | 45                                     | 37   | 3  | 0                     | 0          | 97                  | 40   |
| ES   |  | 5                                    | 42                                     | 44   | 4  | 1                     | 4          | 91                  | 48   |
| FR   |  | 18                                   | 48                                     | 27   | 3  | 0                     | 4          | 93                  | 30   |
| HR   |  | 10                                   | 41                                     | 42   | 5  | 1                     | 1          | 93                  | 47   |
| IT   |  | 14                                   | 48                                     | 30   | 4  | 1                     | 3          | 92                  | 34   |
| CY   |  | 28                                   | 41                                     | 27   | 3  | 0                     | 1          | 96                  | 30   |
| LV   |  | 20                                   | 26                                     | 41   | 6  | 2                     | 5          | 87                  | 47   |
| LT   |  | 5                                    | 33                                     | 47   | 8  | 4                     | 3          | 85                  | 55   |
| LU   |  | 13                                   | 37                                     | 37   | 7  | 1                     | 5          | 87                  | 44   |
| HU   |  | 12                                   | 31                                     | 51   | 5  | 0                     | 1          | 94                  | 56   |
| MT   |  | 27                                   | 43                                     | 26   | 1  | 1                     | 2          | 96                  | 27   |
| NL   |  | 11                                   | 29                                     | 51   | 6  | 1                     | 2          | 91                  | 57   |
| AT   |  | 7                                    | 28                                     | 54   | 8  | 2                     | 1          | 89                  | 62   |
| PL   |  | 26                                   | 42                                     | 24   | 3  | 2                     | 3          | 92                  | 27   |
| PT   |  | 27                                   | 47                                     | 21   | 2  | 0                     | 3          | 95                  | 23   |
| RO   |  | 26                                   | 34                                     | 32   | 4  | 0                     | 4          | 92                  | 36   |
| SI   |  | 19                                   | 28                                     | 25   | 21   | 1                     | 6          | 72                  | 46   |
| SK   |  | 13                                   | 39                                     | 37   | 4  | 3                     | 4          | 89                  | 41   |
| FI   |  | 13                                   | 29                                     | 53   | 4  | 0                     | 1          | 95                  | 57   |
| SE   |  | 20                                   | 39                                     | 36   | 3  | 0                     | 2          | 95                  | 39   |
| UK   |  | 24                                   | 45                                     | 27   | 1  | 1                     | 2          | 96                  | 28   |
































**QB8.6** For each of the following situations, please tell me whether you think it is against the law or not. For each please tell whether you think it is wrong and is already against the law, it is wrong and should be against the law, it is wrong but should not be against the law, it is not wrong and should not be against the law.

**Touching a colleague in an inappropriate or unwanted way (%)**

|      |   | Wrong and already<br>against the law | Wrong and should<br>be against the law | Wrong but should not<br>be against the law | Not wrong and should not<br>be against the law | Refusal (SPONTANEOUS) | Don't know | Total 'It is wrong' | Total<br>'It should not<br>be against the law' |
|------|---|--------------------------------------|--|--|--|-----------------------|------------|---------------------|--|
| EU28 |    | 37                                   | 42                                     | 16   | 2  | 1                     | 2          | 95                  | 18   |
| BE   |    | 38                                   | 42                                     | 16   | 2  | 0                     | 2          | 96                  | 18   |
| BG   |    | 13                                   | 45                                     | 31   | 3  | 2                     | 6          | 89                  | 34   |
| CZ   |    | 22                                   | 44                                     | 30   | 2  | 1                     | 1          | 96                  | 32   |
| DK   |   | 37                                   | 35                                     | 25   | 1  | 0                     | 2          | 97                  | 26   |
| DE   |  | 36                                   | 39                                     | 20   | 2  | 1                     | 2          | 95                  | 22   |
| EE   |  | 18                                   | 35                                     | 40   | 2  | 0                     | 5          | 93                  | 42   |
| IE   |  | 46                                   | 44                                     | 7  | 1  | 0                     | 2          | 97                  | 8  |
| EL   |  | 35                                   | 51                                     | 13   | 1  | 0                     | 0          | 99                  | 14   |
| ES   |  | 22                                   | 56                                     | 18   | 1  | 0                     | 3          | 96                  | 19   |
| FR   |  | 45                                   | 41                                     | 10   | 1  | 0                     | 3          | 96                  | 11   |
| HR   |  | 18                                   | 61                                     | 16   | 1  | 4                     | 0          | 95                  | 17   |
| IT   |  | 30                                   | 52                                     | 11   | 3  | 2                     | 2          | 93                  | 14   |
| CY   |  | 43                                   | 46                                     | 10   | 0  | 0                     | 1          | 99                  | 10   |
| LV   |  | 36                                   | 32                                     | 23   | 2  | 2                     | 5          | 91                  | 25   |
| LT   |  | 13                                   | 42                                     | 32   | 6  | 3                     | 4          | 87                  | 38   |
| LU   |  | 40                                   | 34                                     | 16   | 4  | 0                     | 6          | 90                  | 20   |
| HU   |  | 16                                   | 35                                     | 43   | 5  | 0                     | 1          | 94                  | 48   |
| MT   |  | 48                                   | 38                                     | 10   | 1  | 0                     | 3          | 96                  | 11   |
| NL   |  | 44                                   | 31                                     | 21   | 2  | 1                     | 1          | 96                  | 23   |
| AT   |  | 29                                   | 48                                     | 17   | 3  | 2                     | 1          | 94                  | 20   |
| PL   |  | 55                                   | 30                                     | 10   | 2  | 1                     | 2          | 95                  | 12   |
| PT   |  | 28                                   | 58                                     | 9  | 1  | 0                     | 4          | 95                  | 10   |
| RO   |  | 26                                   | 38                                     | 29   | 3  | 0                     | 4          | 93                  | 32   |
| SI   |  | 38                                   | 30                                     | 12   | 15   | 1                     | 4          | 80                  | 27   |
| SK   |  | 24                                   | 40                                     | 26   | 3  | 3                     | 4          | 90                  | 29   |
| FI   |  | 38                                   | 38                                     | 22   | 1  | 0                     | 1          | 98                  | 23   |
| SE   |  | 49                                   | 30                                     | 17   | 2  | 0                     | 2          | 96                  | 19   |
| UK   |  | 54                                   | 36                                     | 6  | 1  | 1                     | 2          | 96                  | 7  |






























**QB9.1** Please tell me to what extent you agree or disagree with the following statements?

**Women often make up or exaggerate claims of abuse or rape (%)**

|      |   | Totally agree | Tend to agree | Tend to disagree | Totally disagree | Refusal (SPONTANEOUS) | Don't know | Total 'Agree' | Total 'Disagree' |
|------|---|---------------|---------------|------------------|------------------|-----------------------|------------|---------------|------------------|
| EU28 |    | 3             | 19            | 35               | 34               | 1                     | 8          | 22            | 69               |
| BE   |    | 4             | 18            | 39               | 33               | 0                     | 6          | 22            | 72               |
| BG   |    | 3             | 17            | 29               | 37               | 3                     | 11         | 20            | 66               |
| CZ   |    | 4             | 22            | 44               | 23               | 2                     | 5          | 26            | 67               |
| DK   |    | 2             | 21            | 33               | 34               | 1                     | 9          | 23            | 67               |
| DE   |    | 2             | 22            | 42               | 23               | 1                     | 10         | 24            | 65               |
| EE   |    | 3             | 28            | 36               | 15               | 0                     | 18         | 31            | 51               |
| IE   |    | 5             | 18            | 32               | 34               | 0                     | 11         | 23            | 66               |
| EL   |  | 3             | 21            | 41               | 32               | 0                     | 3          | 24            | 73               |
| ES   |  | 4             | 21            | 28               | 38               | 2                     | 7          | 25            | 66               |
| FR   |  | 2             | 11            | 31               | 45               | 1                     | 10         | 13            | 76               |
| HR   |  | 3             | 19            | 32               | 39               | 0                     | 7          | 22            | 71               |
| IT   |  | 2             | 11            | 32               | 51               | 2                     | 2          | 13            | 83               |
| CY   |  | 7             | 37            | 31               | 18               | 0                     | 7          | 44            | 49               |
| LV   |  | 7             | 32            | 32               | 10               | 1                     | 18         | 39            | 42               |
| LT   |  | 5             | 37            | 33               | 13               | 1                     | 11         | 42            | 46               |
| LU   |  | 5             | 23            | 38               | 23               | 0                     | 11         | 28            | 61               |
| HU   |  | 5             | 18            | 32               | 37               | 2                     | 6          | 23            | 69               |
| MT   |  | 7             | 40            | 32               | 12               | 0                     | 9          | 47            | 44               |
| NL   |  | 2             | 14            | 37               | 37               | 0                     | 10         | 16            | 74               |
| AT   |  | 6             | 18            | 28               | 38               | 3                     | 7          | 24            | 66               |
| PL   |  | 5             | 21            | 34               | 28               | 2                     | 10         | 26            | 62               |
| PT   |  | 2             | 17            | 37               | 36               | 1                     | 7          | 19            | 73               |
| RO   |  | 5             | 18            | 35               | 35               | 2                     | 5          | 23            | 70               |
| SI   |  | 3             | 24            | 35               | 32               | 0                     | 6          | 27            | 67               |
| SK   |  | 6             | 20            | 47               | 16               | 4                     | 7          | 26            | 63               |
| FI   |  | 2             | 15            | 39               | 37               | 0                     | 7          | 17            | 76               |
| SE   |  | 0             | 8             | 23               | 63               | 0                     | 6          | 8             | 86               |
| UK   |  | 5             | 25            | 39               | 21               | 1                     | 9          | 30            | 60               |






























**QB9.2** Please tell me to what extent you agree or disagree with the following statements?

**Violence against women is often provoked by the victim (%)**

|      |   | Totally agree | Tend to agree | Tend to disagree | Totally disagree | Refusal (SPONTANEOUS) | Don't know | Total 'Agree' | Total 'Disagree' |
|------|---|---------------|---------------|------------------|------------------|-----------------------|------------|---------------|------------------|
| EU28 |    | 3             | 14            | 30               | 47               | 1                     | 5          | 17            | 77               |
| BE   |    | 2             | 13            | 33               | 48               | 1                     | 3          | 15            | 81               |
| BG   |    | 3             | 17            | 30               | 35               | 3                     | 12         | 20            | 65               |
| CZ   |    | 3             | 23            | 43               | 26               | 2                     | 3          | 26            | 69               |
| DK   |    | 2             | 14            | 26               | 51               | 1                     | 6          | 16            | 77               |
| DE   |    | 2             | 17            | 36               | 37               | 1                     | 7          | 19            | 73               |
| EE   |    | 4             | 34            | 30               | 19               | 1                     | 12         | 38            | 49               |
| IE   |    | 5             | 13            | 24               | 50               | 0                     | 8          | 18            | 74               |
| EL   |  | 3             | 13            | 39               | 42               | 1                     | 2          | 16            | 81               |
| ES   |  | 1             | 9             | 19               | 64               | 2                     | 5          | 10            | 83               |
| FR   |  | 2             | 10            | 26               | 56               | 1                     | 5          | 12            | 82               |
| HR   |  | 3             | 18            | 31               | 41               | 1                     | 6          | 21            | 72               |
| IT   |  | 2             | 9             | 31               | 55               | 2                     | 1          | 11            | 86               |
| CY   |  | 5             | 26            | 33               | 31               | 1                     | 4          | 31            | 64               |
| LV   |  | 12            | 45            | 25               | 8                | 1                     | 9          | 57            | 33               |
| LT   |  | 7             | 38            | 32               | 14               | 1                     | 8          | 45            | 46               |
| LU   |  | 3             | 18            | 36               | 37               | 0                     | 6          | 21            | 73               |
| HU   |  | 5             | 17            | 34               | 38               | 2                     | 4          | 22            | 72               |
| MT   |  | 7             | 33            | 34               | 20               | 0                     | 6          | 40            | 54               |
| NL   |  | 1             | 5             | 24               | 67               | 0                     | 3          | 6             | 91               |
| AT   |  | 6             | 17            | 27               | 42               | 2                     | 6          | 23            | 69               |
| PL   |  | 5             | 23            | 29               | 32               | 2                     | 9          | 28            | 61               |
| PT   |  | 2             | 9             | 31               | 52               | 1                     | 5          | 11            | 83               |
| RO   |  | 6             | 20            | 30               | 37               | 2                     | 5          | 26            | 67               |
| SI   |  | 2             | 23            | 33               | 37               | 1                     | 4          | 25            | 70               |
| SK   |  | 6             | 28            | 43               | 14               | 3                     | 6          | 34            | 57               |
| FI   |  | 2             | 9             | 32               | 55               | 0                     | 2          | 11            | 87               |
| SE   |  | 1             | 8             | 16               | 73               | 1                     | 1          | 9             | 89               |
| UK   |  | 2             | 16            | 31               | 43               | 1                     | 7          | 18            | 74               |






























**QB9.3** Please tell me to what extent you agree or disagree with the following statements?

**Domestic violence is a private matter and should be handled within the family (%)**

|      |   | Totally agree | Tend to agree | Tend to disagree | Totally disagree | Refusal (SPONTANEOUS) | Don't know | Total 'Agree' | Total 'Disagree' |
|------|---|---------------|---------------|------------------|------------------|-----------------------|------------|---------------|------------------|
| EU28 |    | 4             | 11            | 24               | 57               | 1                     | 3          | 15            | 81               |
| BE   |    | 7             | 18            | 30               | 43               | 0                     | 2          | 25            | 73               |
| BG   |    | 12            | 22            | 28               | 30               | 3                     | 5          | 34            | 58               |
| CZ   |    | 4             | 12            | 28               | 54               | 1                     | 1          | 16            | 82               |
| DK   |    | 2             | 4             | 12               | 80               | 1                     | 1          | 6             | 92               |
| DE   |    | 2             | 7             | 21               | 66               | 1                     | 3          | 9             | 87               |
| EE   |    | 4             | 10            | 33               | 48               | 1                     | 4          | 14            | 81               |
| IE   |  | 4             | 8             | 18               | 66               | 1                     | 3          | 12            | 84               |
| EL   |  | 7             | 21            | 27               | 44               | 0                     | 1          | 28            | 71               |
| ES   |  | 3             | 11            | 18               | 63               | 1                     | 4          | 14            | 81               |
| FR   |  | 6             | 16            | 21               | 52               | 1                     | 4          | 22            | 73               |
| HR   |  | 5             | 19            | 24               | 48               | 1                     | 3          | 24            | 72               |
| IT   |  | 2             | 9             | 23               | 64               | 1                     | 1          | 11            | 87               |
| CY   |  | 12            | 16            | 26               | 45               | 0                     | 1          | 28            | 71               |
| LV   |  | 11            | 20            | 31               | 32               | 1                     | 5          | 31            | 63               |
| LT   |  | 5             | 17            | 34               | 40               | 1                     | 3          | 22            | 74               |
| LU   |  | 5             | 10            | 24               | 58               | 1                     | 2          | 15            | 82               |
| HU   |  | 4             | 13            | 19               | 61               | 2                     | 1          | 17            | 80               |
| MT   |  | 6             | 19            | 27               | 45               | 0                     | 3          | 25            | 72               |
| NL   |  | 2             | 7             | 20               | 69               | 1                     | 1          | 9             | 89               |
| AT   |  | 5             | 17            | 23               | 51               | 2                     | 2          | 22            | 74               |
| PL   |  | 5             | 16            | 28               | 45               | 2                     | 4          | 21            | 73               |
| PT   |  | 3             | 11            | 26               | 56               | 2                     | 2          | 14            | 82               |
| RO   |  | 12            | 20            | 27               | 36               | 1                     | 4          | 32            | 63               |
| SI   |  | 4             | 19            | 28               | 47               | 0                     | 2          | 23            | 75               |
| SK   |  | 6             | 19            | 39               | 31               | 2                     | 3          | 25            | 70               |
| FI   |  | 4             | 11            | 22               | 60               | 1                     | 2          | 15            | 82               |
| SE   |  | 0             | 2             | 5                | 91               | 1                     | 1          | 2             | 96               |
| UK   |  | 3             | 6             | 30               | 57               | 1                     | 3          | 9             | 87               |

**QB9.4** Please tell me to what extent you agree or disagree with the following statements?






























**Women are more likely to be raped by a stranger than someone they know (%)**

|      |   | Totally agree | Tend to agree | Tend to disagree | Totally disagree | Refusal (SPONTANEOUS) | Don't know | Total 'Agree' | Total 'Disagree' |
|------|---|---------------|---------------|------------------|------------------|-----------------------|------------|---------------|------------------|
| EU28 |    | 7             | 24            | 32               | 25               | 1                     | 11         | 31            | 57               |
| BE   |    | 8             | 28            | 35               | 22               | 0                     | 7          | 36            | 57               |
| BG   |    | 16            | 31            | 18               | 15               | 2                     | 18         | 47            | 33               |
| CZ   |    | 17            | 40            | 26               | 8                | 3                     | 6          | 57            | 34               |
| DK   |    | 8             | 23            | 28               | 27               | 1                     | 13         | 31            | 55               |
| DE   |    | 5             | 23            | 38               | 18               | 1                     | 15         | 28            | 56               |
| EE   |    | 8             | 32            | 25               | 9                | 0                     | 26         | 40            | 34               |
| IE   |    | 7             | 17            | 31               | 32               | 0                     | 13         | 24            | 63               |
| EL   |  | 16            | 40            | 29               | 11               | 0                     | 4          | 56            | 40               |
| ES   |  | 6             | 22            | 22               | 30               | 0                     | 20         | 28            | 52               |
| FR   |  | 6             | 20            | 35               | 29               | 1                     | 9          | 26            | 64               |
| HR   |  | 5             | 25            | 29               | 28               | 0                     | 13         | 30            | 57               |
| IT   |  | 4             | 26            | 33               | 34               | 2                     | 1          | 30            | 67               |
| CY   |  | 13            | 22            | 35               | 23               | 1                     | 6          | 35            | 58               |
| LV   |  | 10            | 29            | 23               | 6                | 1                     | 31         | 39            | 29               |
| LT   |  | 12            | 39            | 22               | 7                | 1                     | 19         | 51            | 29               |
| LU   |  | 5             | 22            | 34               | 26               | 0                     | 13         | 27            | 60               |
| HU   |  | 13            | 31            | 26               | 22               | 1                     | 7          | 44            | 48               |
| MT   |  | 15            | 37            | 22               | 13               | 0                     | 13         | 52            | 35               |
| NL   |  | 4             | 11            | 37               | 39               | 0                     | 9          | 15            | 76               |
| AT   |  | 11            | 26            | 29               | 24               | 2                     | 8          | 37            | 53               |
| PL   |  | 9             | 32            | 24               | 17               | 3                     | 15         | 41            | 41               |
| PT   |  | 5             | 27            | 35               | 21               | 1                     | 11         | 32            | 56               |
| RO   |  | 15            | 31            | 22               | 20               | 1                     | 11         | 46            | 42               |
| SI   |  | 5             | 22            | 27               | 35               | 1                     | 10         | 27            | 62               |
| SK   |  | 15            | 40            | 26               | 8                | 5                     | 6          | 55            | 34               |
| FI   |  | 15            | 23            | 28               | 23               | 1                     | 10         | 38            | 51               |
| SE   |  | 4             | 10            | 22               | 60               | 0                     | 4          | 14            | 82               |
| UK   |  | 7             | 20            | 40               | 22               | 1                     | 10         | 27            | 62               |

**QB10** Some people believe that having sexual intercourse without consent may be justified in certain situations. Do you think this applies to the following circumstances?

(%)

(MULTIPLE ANSWERS POSSIBLE)

|      |   | Wearing revealing, provocative or sexy clothing | Being drunk or using drugs | Flirting beforehand | Not clearly saying no or physically fighting back | Being out walking alone at night | Having several sexual partners | Voluntarily going home with someone, for example after a party or date | If the assailant does not realise what they were doing | If the assailant regrets his actions | None of these | Refusal (SPONTANEOUS) | Don't know | Total 'At least one situation justifies it' |
|------|---|---|----------------------------|---------------------|---|----------------------------------|--------------------------------|--|--|--------------------------------------|---------------|-----------------------|------------|---|
| EU28 |    | 10  | 12                         | 7                   | 10  | 7                                | 7                              | 11   | 4  | 2                                    | 68            | 1                     | 4          | 27  |
| BE   |    | 15  | 18                         | 11                  | 14  | 12                               | 11                             | 16   | 8  | 5                                    | 57            | 0                     | 2          | 40  |
| BG   |    | 13  | 21                         | 14                  | 16  | 8                                | 5                              | 17   | 8  | 2                                    | 49            | 1                     | 7          | 43  |
| CZ   |    | 10  | 12                         | 17                  | 19  | 9                                | 10                             | 18   | 3  | 2                                    | 54            | 1                     | 2          | 42  |
| DK   |    | 2   | 2                          | 4                   | 6   | 1                                | 2                              | 7  | 2  | 1                                    | 83            | 1                     | 2          | 13  |
| DE   |   | 9   | 9                          | 7                   | 14  | 4                                | 6                              | 13   | 2  | 1                                    | 67            | 1                     | 5          | 27  |
| EE   |  | 10  | 13                         | 8                   | 11  | 4                                | 4                              | 11   | 3  | 1                                    | 67            | 1                     | 6          | 26  |
| IE   |  | 9   | 11                         | 7                   | 8   | 7                                | 7                              | 9  | 3  | 3                                    | 76            | 0                     | 3          | 21  |
| EL   |  | 11  | 11                         | 8                   | 16  | 4                                | 8                              | 15   | 2  | 1                                    | 67            | 0                     | 1          | 32  |
| ES   |  | 2   | 2                          | 2                   | 3   | 1                                | 1                              | 3  | 1  | 0                                    | 89            | 1                     | 2          | 8   |
| FR   |  | 16  | 15                         | 6                   | 12  | 9                                | 8                              | 7  | 10   | 3                                    | 64            | 0                     | 4          | 31  |
| HR   |  | 16  | 19                         | 15                  | 9   | 4                                | 6                              | 11   | 5  | 2                                    | 54            | 1                     | 8          | 37  |
| IT   |  | 10  | 14                         | 6                   | 7   | 10                               | 7                              | 15   | 4  | 1                                    | 69            | 1                     | 2          | 28  |
| CY   |  | 15  | 18                         | 9                   | 14  | 5                                | 9                              | 15   | 4  | 2                                    | 64            | 0                     | 1          | 35  |
| LV   |  | 16  | 20                         | 13                  | 11  | 12                               | 8                              | 20   | 4  | 3                                    | 56            | 1                     | 6          | 38  |
| LT   |  | 10  | 14                         | 12                  | 10  | 7                                | 8                              | 12   | 3  | 2                                    | 66            | 1                     | 5          | 29  |
| LU   |  | 17  | 17                         | 7                   | 15  | 10                               | 10                             | 15   | 9  | 2                                    | 58            | 1                     | 3          | 38  |
| HU   |  | 21  | 24                         | 19                  | 14  | 18                               | 18                             | 20   | 4  | 3                                    | 50            | 1                     | 2          | 47  |
| MT   |  | 20  | 18                         | 13                  | 11  | 5                                | 11                             | 13   | 5  | 3                                    | 62            | 0                     | 1          | 36  |
| NL   |  | 6   | 5                          | 7                   | 8   | 4                                | 4                              | 7  | 4  | 2                                    | 84            | 0                     | 0          | 15  |
| AT   |  | 9   | 15                         | 6                   | 12  | 8                                | 10                             | 11   | 6  | 4                                    | 62            | 3                     | 3          | 32  |
| PL   |  | 10  | 12                         | 7                   | 9   | 9                                | 7                              | 10   | 3  | 2                                    | 62            | 1                     | 7          | 30  |
| PT   |  | 12  | 19                         | 5                   | 10  | 15                               | 13                             | 15   | 3  | 1                                    | 66            | 0                     | 4          | 29  |
| RO   |  | 25  | 30                         | 17                  | 22  | 16                               | 20                             | 26   | 11   | 4                                    | 40            | 0                     | 4          | 55  |
| SI   |  | 7   | 8                          | 4                   | 5   | 4                                | 4                              | 8  | 3  | 1                                    | 76            | 2                     | 3          | 20  |
| SK   |  | 16  | 14                         | 13                  | 13  | 9                                | 10                             | 14   | 6  | 3                                    | 53            | 3                     | 5          | 40  |
| FI   |  | 3   | 2                          | 4                   | 6   | 2                                | 4                              | 7  | 1  | 0                                    | 88            | 0                     | 1          | 11  |
| SE   |  | 2   | 2                          | 2                   | 4   | 2                                | 2                              | 3  | 3  | 2                                    | 93            | 0                     | 0          | 6   |
| UK   |  | 6   | 12                         | 6                   | 6   | 5                                | 4                              | 5  | 4  | 3                                    | 72            | 1                     | 5          | 22  |